

INDUSTRIAL FITTINGS - fittings, connectors

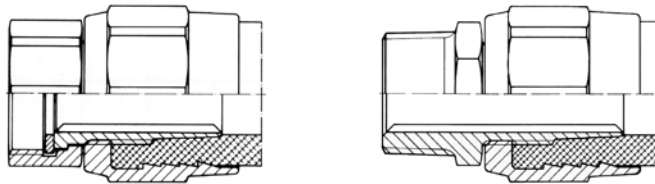


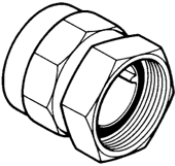
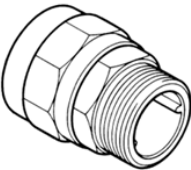
Fuel fittings - S type

Material: Brass (stainless steel version also available)
Seal: PU (polyurethane) - S1 type
Working press.: Up to 16 bar
Vacuum: Up to -0.8 bar
Working temp.: From -20°C up to +65°C

Characteristics: Petrol, screw-to-connect hose couplings complying with EN 14424 standard, designed for rubber and thermoplastic hoses transferring flammable and non-flammable liquids and gases. Widely used in petrochemical industry, in hose assemblies used for transferring and dispensing of fuel, gas (e.g. LPG), chemicals and other liquids.

Assembly: Insert the hose into the ferrule. Check if the hose is accurately positioned using the inspection hole in the ferrule. Screw the coupling into the hose and into the ferrule at the same time and tighten both parts of the coupling. After tightening, the hose is pressed into the wall of a ferrule.



description	code	hose I.D. [mm]	wall thickness [mm]	thread size [inch]	weight [kg]
S1 - BSP female thread 	ZP-S1-050-1305-B	13	5	1/2	0.13
	ZP-S1-075-1505-B	15	5	3/4	0.14
	ZP-S1-075-1904-B	19	4	3/4	0.15
	ZP-S1-075-1905-B	19	5	3/4	0.16
	ZP-S1-075-1906-B	19	6	3/4	0.17
	ZP-S1-100-1505-B	15	5	1	0.15
	ZP-S1-100-1904-B	19	4	1	0.17
	ZP-S1-100-1905-B	19	5	1	0.18
	ZP-S1-100-1906-B	19	6	1	0.19
	ZP-S1-100-2505-B	25	5	1	0.21
	ZP-S1-100-2506-B	25	6	1	0.24
	ZP-S1-125-3206-B	32	6	1.1/4	0.38
	ZP-S1-150-3806-B	38	6.5	1.1/2	0.60
	S2 - BSPT male thread S3 - NPT male thread S4 - BSP male thread 	ZP-S2-050-1305-B	13	5	1/2
ZP-S2-075-1505-B		15	5	3/4	0.17
ZP-S2-075-1904-B		19	4	3/4	0.17
ZP-S2-075-1905-B		19	5	3/4	0.18
ZP-S2-075-1906-B		19	6	3/4	0.19
ZP-S3-075-1505-B		15	5	3/4	0.17
ZP-S3-075-1904-B		19	4	3/4	0.17
ZP-S3-075-1905-B		19	5	3/4	0.18
ZP-S3-075-1906-B		19	6	3/4	0.19
ZP-S3-100-2505-B		25	5	1	0.19
ZP-S3-100-2506-B		25	6	1	0.20
ZP-S4-100-1904-B		19	4	1	0.19
ZP-S4-100-1905-B		19	5	1	0.20
ZP-S4-100-1906-B		19	6	1	0.21
ZP-S4-100-2505-B		25	5	1	0.25
ZP-S4-100-2506-B		25	6	1	0.28
ZP-S4-125-3206-B	32	6	1.1/4	0.44	
ZP-S4-150-3806-B	38	6.5	1.1/2	0.56	