
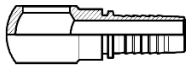
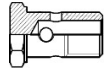
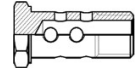














































Standard fittings type Z

TI-Z STANDARD		BANJO metric			
		copper washer	RNM	screw	double screw
thread size [mm]	Hose inside diameter [inch]				
		index	index	index	index
10	3/16	TI-UM-10-16	TI-ZMB600-10-03	TI-ZMB610-10X1	TI-ZMB620-10X1
	1/4		TI-ZMB600-10-04		
12	3/16	TI-UM-12-18	TI-ZMB600-12-03	TI-ZMB610-12X1.5	TI-ZMB620-12X1.5
	1/4		TI-ZMB600-12-04  		
	5/16		TI-ZMB600-12-05		
14	3/16	TI-UM-14-20	TI-ZMB600-14-03	TI-ZMB610-14X1.5	TI-ZMB620-14X1.6
	1/4		TI-ZMB600-14-04  		
	5/16		TI-ZMB600-14-05 		
	3/8		TI-ZMB600-14-06  		
16	1/4	TI-UM-16-22	TI-ZMB600-16-04	TI-ZMB610-16X1.5	TI-ZMB620-16X1.5
	5/16		TI-ZMB600-16-05  		
	3/8		TI-ZMB600-16-06  		
18	5/16	TI-UM-16-23	TI-ZMB600-18-05  	TI-ZMB610-18X1.5	TI-ZMB620-18X1.5
	3/8		TI-ZMB600-18-06  		
	1/2		TI-ZMB600-18-08  		
20	3/8	TI-UM-20-26	TI-ZMB600-20-06  	TI-ZMB610-20X1.5	-
	1/2		TI-ZMB600-20-07  		
22	1/2	TI-UM-22-27	TI-ZMB600-22-08  	TI-ZMB610-22X1.5  	TI-ZMB620-22X1,5
	5/8		TI-ZMB600-22-09  		
26	5/8	TI-UM-26-33	TI-ZMB600-26-10  	ZMB610-26X1.5  	TI-ZMB620-26X1,5
	3/4		TI-ZMB600-26-11  		
30	3/4	TI-UM-30-36	TI-ZMB600-26-10  	ZMB610-30X1.5  	-
	1		TI-ZMB600-26-12  		

TI-ZMB600-30-12  
 TI-ZMB600-30-16

TI-Z STANDARD		Metric thread, 60° inverted cone	
		KOMATSU	
thread size [mm]	Hose inside diameter [inch]		
		index	
M14x1.5	1/4		TI-ZMW150-14-04
M16x1.5	3/8		TI-ZMW150-16-06
M18x1.5	3/8		TI-ZMW150-18-06
M22x1.5	1/2		TI-ZMW150-22-08
M24x1.5	5/8		TI-ZMW150-24-10
M30x1.5	3/4		TI-ZMW150-30-12
M33x1.5	1		TI-ZMW150-33-16
M36x1.5	1.1/4		TI-ZMW150-36-20
M45x1.6	1.1/2		TI-ZMW150-42-24

 - available in carbon steel with zinc-nickel plating

 - available in AISI 316 steel