

## PUSH-ON terminals and their installation (1)

PUSH-ON tips can only be used with a special hose designed for these tips (PUSH-ON hose). They are mounted to the hose without the use of bands or clamps. They have a special profile with high and sharp notches adapted to the material and dimensions of the PUSH-ON hose and to the construction of its braid, causing the hose to clamp onto the notches of the end piece.

Installation procedure (instruction IT-121):





- cut the hose **neatly** straight,
- fix the tip **firmly** in the vice,
- push the hose onto the nozzle up to the bottom of the plastic stopper.

**Attention:**

1. Pressing the hose onto the nozzle by hand can require quite a lot of force and skilled holding of the hose in line with the nozzle. It is recommended (especially for plastic hoses) to use a special tip pressing tool.
2. **Never use oil, grease or other agents and heat the hose.**

Operating temperature of PUSH-ON tips: -40°C to +80°C. Operating pressure according to the PUSH-ON hose specification. PUSH-ON fittings should not be used with other hoses or clamped with hose clamps or clips, as this may damage the hose.



drawing	index (galvanised steel)	index (brass)	index (AISI 316)	thread size [inch]	Hose inside diameter [inch]
straight, BSP female thread, 60° cone seal 	TI-YBW110-04-04	TI-YBW110-04-04-MO	TI-YBW110-04-04-SS	1/4"	1/4"
	TI-YBW110-06-06	TI-YBW110-06-06-MO	TI-YBW110-06-06-SS	3/8"	3/8"
	TI-YBW110-08-08	TI-YBW110-08-08-MO	TI-YBW110-08-08-SS	1/2"	1/2"
	TI-YBW110-10-10	TI-YBW110-10-10-MO	TI-YBW110-10-10-SS	5/8"	5/8"
	TI-YBW110-12-10	TI-YBW110-12-10-MO	-	3/4"	5/8"
	TI-YBW110-12-12	TI-YBW110-12-12-MO	TI-YBW110-12-12-SS	3/4"	3/4"
	TI-YBW110-16-16	-	TI-YBW110-16-16-SS	1"	1"
90° angle, BSP female thread, 60° cone seal 	TI-YBW210-04-04	-	TI-YBW210-04-04-SS	1/4"	1/4"
	TI-YBW210-06-06	-	TI-YBW210-06-06-SS	3/8"	3/8"
	TI-YBW210-08-08	-	TI-YBW210-08-08-SS	1/2"	1/2"
	TI-YBW210-12-10	-	TI-YBW210-12-10-SS	3/4"	5/8"
	TI-YBW210-12-12	-	TI-YBW210-12-SS	3/4"	3/4"
	TI-YBW210-16-16	-	-	1"	1"
45° angle, BSP female thread, 60° cone seal 	TI-YBW310-04-04	-	TI-YBW310-04-04-SS	1/4"	1/4"
	TI-YBW310-06-06	-	TI-YBW310-06-06-SS	3/8"	3/8"
	TI-YBW310-08-08	-	TI-YBW310-08-08-SS	1/2"	1/2"
	TI-YBW310-12-12	-	TI-YBW310-12-SS	3/4"	3/4"
	TI-YBW310-16-16	-	-	1"	1"
straight, BSP male thread, 60° cone seal 	TI-YBZ110-04-04	TI-YBZ110-04-04-MO	TI-YBZ110-04-04-SS	1/4"	1/4"
	TI-YBZ110-06-06	TI-YBZ110-06-06-MO	TI-YBZ110-06-06-SS	3/8"	3/8"
	TI-YBZ110-08-08	TI-YBZ110-08-08-MO	TI-YBZ110-08-08-SS	1/2"	1/2"
	-	TI-YBZ110-10-10-MO	TI-YBZ110-10-10-SS	5/8"	5/8"
	TI-YBZ110-12-12	TI-YBZ110-12-12-MO	TI-YBZ110-12-12-SS	3/4"	3/4"
	TI-YBZ110-16-16	-	TI-YBZ110-16-16-SS	1"	1"

PUSH-ON hose DN12 (1/2") with PUSH-ON brass end with 1/2" BSP female thread, 60° cone seal (TI-YBW110-08-08-MO).

