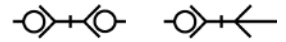


INDUSTRIAL FITTINGS - quick release couplings

RECTUS couplings



20 series DN 2.7

Flow rate: 165 l/min at entrance pressure
Pe = 6 bar ($\Delta p = 0.5$ bar, air)

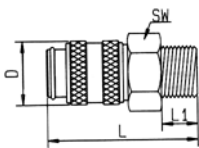
Working press.: 35 bar

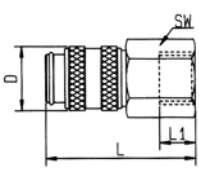
Working temp.: NBR: from -20°C up to +100°C
EPDM: from -40°C up to +120°C
Viton: from -15°C up to +200°C
(depending on the medium)

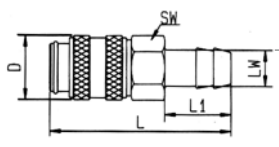
Material: As a standard the threaded part and the body of socket, ferrule, plug and valve are made of brass, springs of AISI 301 steel, balls of AISI 420 steel, sealing of NBR. Other materials are available on request (zinc-plated steel, AISI 303, AISI 316Ti, EPDM and Viton seal).

Description: High quality, very small couplings for one hand operation. High flow efficiency at low pressure drop. Available as single shut-off, double shut-off and straight-through version.

Application: Medical, measuring and regulating technology, laboratories, textile machines, chemistry, lubrication systems, analysers, robots, pneumatic tools, blood pressure measuring devices, dental surgery equipment.

Socket with male thread 	code	thread size	SW [mm]	L [mm]	D [mm]	L1 [mm]
	single shut-off					
	RE-20KAAM05MPX	M5	9	26	10	5
	RE-20KAAW10MPX	1/8"	11	28	10	7
double shut-off						
	RE-20KBAM05MPX	M5	9	26	10	5
	RE-20KBAW10MPX	1/8"	11	28	10	7

Socket with female thread 	code	thread size	SW [mm]	L [mm]	D [mm]	L1 [mm]
	single shut-off					
	RE-20KAIM05MPX	M5	9	26	10	5
	RE-20KAIW10MPX	1/8"	12	28	10	7
double shut-off						
	RE-20KBIM05MPX	M5	9	26	10	5
	RE-20KBIW10MPX	1/8"	11	28	10	7

Socket with hose tail 	code	hose I.D. [mm]	SW [mm]	L [mm]	D [mm]	L1 [mm]
	single shut-off					
	RE-20KATF03MPX	3	9	35	10	13
	RE-20KATF04MPX	4	9	35	10	13
	RE-20KATF05MPX	5	9	35	10	13
double shut-off						
	RE-20KBTF03MPX	3	9	35	10	13
	RE-20KBTF04MPX	4	9	35	10	13
	RE-20KBTF05MPX	5	9	35	10	13