
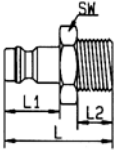
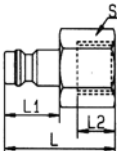


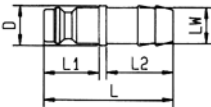
INDUSTRIAL FITTINGS - quick release couplings

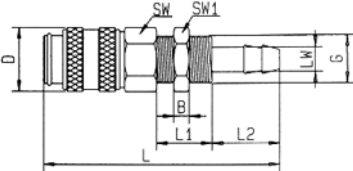
RECTUS couplings

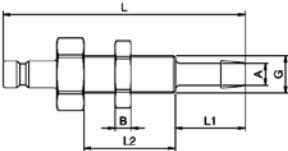


Plug with male thread 	code	thread size	SW [mm]	L [mm]	L1 [mm]	L2 [mm]
	straight through					
	RE-20SFAM05MXX	M5	7	18	10	5
	RE-20SFAW10MXX	1/8"	11	20	10	7
double shut-off						
	RE-20SBAM05MPX	M5	9	28	10	5
	RE-20SBAW10MPX	1/8"	11	30	10	7

Plug with female thread 	code	thread size	SW [mm]	L [mm]	L1 [mm]	L2 [mm]
	straight through					
	RE-20SFIM05MXX	M5	7	17	10	5
	RE-20SFIW10MXX	1/8"	12	19	10	7
double shut-off						
	RE-20SBIM05MPX	M5	9	26.5	10	5
	RE-20SBIW10MPX	1/8"	12	30	10	7

Plug with hose tail 	code	hose I.D. [mm]	L [mm]	D [mm]	L1 [mm]	L2 [mm]
	straight through					
	RE-20SFTF03MXX	3	24	7	10	13
	RE-20SFTF04MXX	4	24	7	10	13
	RE-20SFTF05MXX	5	24	9	8.5	12.5
double shut-off						
	RE-20SBTF03MPX	3	36.5		10	13
	RE-20SBTF04MPX	4	36.5		10	13
	RE-20SBTF05MPX	5	36.5		10	13

Socket with hose tail for panel mounting 	code	hose I.D. [mm]	SW [mm]	L [mm]	L1 [mm]	L2 [mm]	G
	single shut-off						
	RE-20KATS03MPX	3	12	51	11	13	M7x0.5
	RE-20KATS04MPX	4	12	51	11	13	M7x0.5
	RE-20KATS06MPX	6	12	51	12	13	M10x1
double shut-off							
	RE-20KBTS03MPX	3	12	51	11	13	M7x0.5
	RE-20KBTS04MPX	4	12	51	11	13	M7x0.5
	RE-20KBTS06MPX	6	12	51	12	13	M10x1

Plug with hose tail for panel mounting 	code	hose I.D. [mm]	SW [mm]	L [mm]	L1 [mm]	L2 [mm]	G
	straight through						
	RE-20SFTS03MXX	3	12	45	13	18	M7x0.5
	RE-20SFTS04MXX	4	12	45	13	17	M7x0.5
double shut-off							
	RE-20SBTS03MPX	3	12	52.5	13	17	M7x0.5
	RE-20SBTS04MPX	4	12	52.5	13	17	M7x0.5
	RE-20SBTS06MPX	6	12	52.5	13	17	M10x1