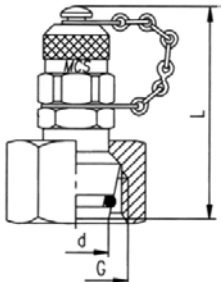
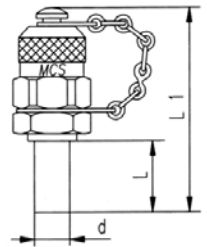
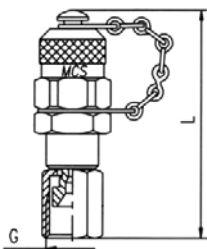


MEASURING SYSTEMS - measuring couplings

| description | press. [bar] | code (with PVC cap) | code (with steel cap) | series | pipe d diameter [mm] | L [mm] | thread size G | |
|---|--------------|---------------------|-----------------------|--------|----------------------|--------|---------------|---------|
| Test fitting M16x2 according to DIN 3865. 24° cone  | 315 | PS-620-02-006-60 | PS-620-02-006-61 | L | 6 | 65 | M12x1.5 | |
| | | PS-620-02-008-60 | PS-620-02-008-61 | | 8 | 66.5 | M14x1.5 | |
| | | PS-620-02-010-60 | PS-620-02-010-61 | | 10 | 67 | M16x1.5 | |
| | | PS-620-02-012-60 | PS-620-02-012-61 | | 12 | 58 | M18x1.5 | |
| | | PS-620-02-015-60 | PS-620-02-015-61 | | 15 | 60 | M22x1.5 | |
| | | PS-620-02-018-60 | PS-620-02-018-61 | | 18 | 61 | M26x1.5 | |
| | 160 | PS-620-02-022-60 | PS-620-02-022-61 | | 22 | 59.5 | M30x2 | |
| | | PS-620-02-028-60 | PS-620-02-028-61 | | 28 | 66 | M36x2 | |
| | | PS-620-02-035-60 | PS-620-02-035-61 | | 35 | 71.5 | M45x2 | |
| | | PS-620-02-042-60 | PS-620-02-042-61 | | 42 | 74.5 | M52x2 | |
| | 630 | PS-620-02-106-60 | PS-620-02-106-61 | | S | 6 | 65 | M14x1.5 |
| | | PS-620-02-108-60 | PS-620-02-108-61 | | | 8 | 66.5 | M16x1.5 |
| | | PS-620-02-110-60 | PS-620-02-110-61 | 10 | | 67 | M18x1.5 | |
| | | PS-620-02-112-60 | PS-620-02-112-61 | 12 | | 58 | M20x1.5 | |
| | | PS-620-02-114-60 | PS-620-02-114-61 | 14 | | 58.5 | M22x1.5 | |
| | 400 | PS-620-02-116-60 | PS-620-02-116-61 | 16 | | 61.5 | M24x1.5 | |
| | | PS-620-02-120-60 | PS-620-02-120-61 | 20 | | 60.5 | M30x2 | |
| | | PS-620-02-125-60 | PS-620-02-125-61 | 25 | | 65.5 | M36x2 | |
| | | PS-620-02-130-60 | PS-620-02-130-61 | 30 | | 67.5 | M42x2 | |
| | 315 | PS-620-02-138-60 | PS-620-02-138-61 | 38 | | 69.5 | M52x2 | |

| description | press. [bar] | code (with PVC cap) | code (with steel cap) | pipe d diameter [mm] | L [mm] | L1 [mm] |
|---|--------------|---------------------|-----------------------|----------------------|--------|---------|
| Test fitting M16x2 and pipe connection  | 630 | PS-620-03-006-50 | PS-620-03-006-51 | 6 | 20 | 57 |
| | | PS-620-03-008-50 | PS-620-03-008-51 | 8 | | |
| | | PS-620-03-010-50 | PS-620-03-010-51 | 10 | | |
| | | PS-620-03-012-50 | PS-620-03-012-51 | 12 | 26 | 60 |

| description | press. [bar] | code (with PVC cap) | code (with steel cap) | L [mm] | thread size G |
|---|--------------|---------------------|-----------------------|--------|---------------|
| Test fitting M16x2  | 450 | PS-620-05-404-00 | PS-620-05-404-01 | 64 | 7/16"-20 UNF |
| | 420 | PS-620-05-405-00 | PS-620-05-405-01 | 67 | 1/2"-20 UNF |
| | 350 | PS-620-05-406-00 | PS-620-05-406-01 | 69 | 9/16"-18 UNF |
| | | PS-620-05-408-00 | PS-620-05-408-01 | 71 | 3/4"-16 UNF |