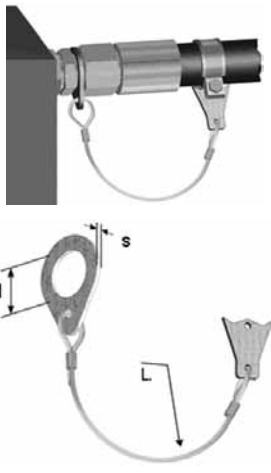
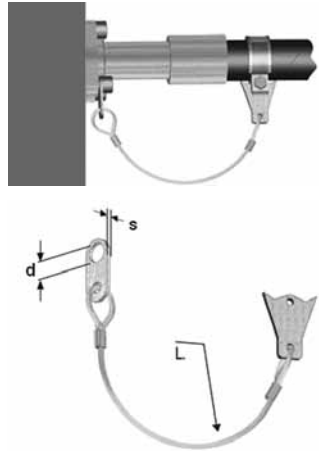
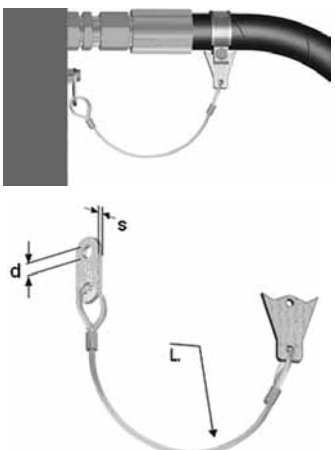


# MACHINES AND ACCESSORIES - protection and sealing

## STOPFLEX® safety system

picture	code	yoke I.D. d [mm]	yoke thickness s [mm]	cable length L [mm]	max. pressure use [bar]	usage		
	OP-SF-DIN-14	14.5	2	300	450	8L - 1/4"		
	OP-SF-DIN-17	17			445	8S - 10L - 3/8"		
	OP-SF-DIN-18	18.5			10S - 12L			
	OP-SF-DIN-20	20.5			12S			
	OP-SF-DIN-22	22.5			14S - 15L - 1/2"			
	OP-SF-DIN-24	24.5			16S - 5/8"			
		OP-SF-DIN-26	26.5	2.5	450	420	18L - 3/4"	
		OP-SF-DIN-30	30.5				20S - 22L	
		OP-SF-DIN-34	34				1"	
		OP-SF-DIN-36	36.5				25S - 28L	
		OP-SF-DIN-42	42.5				30S - 1.1/4"	
		OP-SF-DIN-45	45.5				35L	
		OP-SF-DIN-49	49				1.1/2"	
		OP-SF-DIN-52	52.5				385	38S - 42L
		OP-SF-DIN-60	60				350	2"
		OP-SF-SAE-08	8.5				4	300
	OP-SF-SAE-10-300	10.5	300	420	SAE 3/4 3000 PSI			
	OP-SF-SAE-10	10.5	450		SAE 1-1.1/4 3000 PSI. SAE 3/4 6000 PSI			
	OP-SF-SAE-12	12.5			SAE 1.1/2-2 3000 PSI. SAE 1 6000 PSI			
	OP-SF-SAE-14	14.5			SAE 1.1/4 6000 PSI			
	OP-SF-SAE-16	16.5		SAE 1.1/2 6000 PSI				
	OP-SF-SAE-20	20.5	8	550	350	SAE 2 6000 PSI		
	OP-SF-SAE-25	25			-			
OP-SF-SAE-32	32	210	-					
	OP-SF-V	13	4	450	420	general purpose		