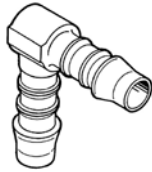


# INDUSTRIAL FITTINGS - fittings, connectors

## Fittings and connectors - NA type

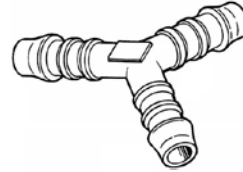
90° elbow hose connector



**762**

code (POM)	hose I.D. [mm]	flow DN [mm]
NA-7620000003	3	2.5
NA-7620000004	4	2.5
NA-7620000005	5	3
NA-7620000006	6	4
NA-7620000008	8	5.6
NA-7620000010	10	7
NA-7620000012	12	8.6
NA-7620000013	13	8.6
NA-7620000014	14	10
NA-7620000015	15	11
NA-7620000016	16	12
NA-7620000019	19	15
NA-7620000025	25	21

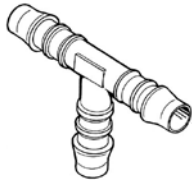
Tee (Y-shaped) hose connector



**770**

code (POM)	hose I.D. [mm]	flow DN [mm]
NA-7700000003	3	2.5
NA-7700000004	4	2.5
NA-7700000005	5	3
NA-7700000006	6	4
NA-7700000008	8	5.6
NA-7700000010	10	7
NA-7700000012	12	8.6
NA-7700000013	13	9
NA-7700000014	14	10
NA-7700000016	16	12
NA-7700000019	19	15

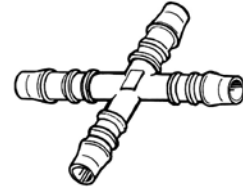
Tee (T-shaped) hose connector



**760**

code (POM)	hose I.D. [mm]	flow DN [mm]
NA-7600000003	3	2.5
NA-7600000004	4	2.7
NA-7600000005	5	3
NA-7600000006	6	4
NA-7600000007	7	5
NA-7600000008	8	5.6
NA-7600000010	10	7
NA-7600000012	12	8.6
NA-7600000013	13	8.6
NA-7600000014	14	10
NA-7600000015	15	11
NA-7600000016	16	12
NA-7600000019	19	15
NA-7600000025	25	21

Cross hose connector



**772**

code (POM)	hose I.D. [mm]	flow DN [mm]
NA-7720000004	4	2.9
NA-7720000005	5	3
NA-7720000006	6	4
NA-7720000012	12	8.6