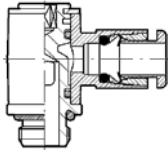


INDUSTRIAL PNEUMATICS - fittings

Push-in fittings - R series

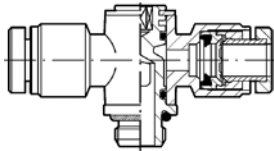
Rotary 90° elbow, male thread, technopolymer



R 20

| code | hose O.D. [mm] | thread size |
|------------|----------------|-------------|
| MW-2020001 | 4 | M5 |
| MW-2020002 | 4 | 1/8" |
| MW-2020003 | 5 | M5 |
| MW-2020004 | 5 | 1/8" |
| MW-2020016 | 6 | M5 |
| MW-2020005 | 6 | 1/8" |
| MW-2020007 | 6 | 1/4" |
| MW-2020006 | 8 | 1/8" |
| MW-2020008 | 8 | 1/4" |
| MW-2020009 | 10 | 1/4" |
| MW-2L20017 | 10 | 3/8" |
| MW-2020010 | 12 | 1/4" |
| MW-2020011 | 12 | 3/8" |
| MW-2020012 | 12 | 1/2" |

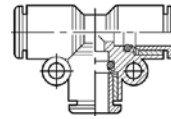
Rotary tee, male thread technopolymer



R 20/A

| code | hose O.D. [mm] | thread size |
|------------|----------------|-------------|
| MW-2020A01 | 4 | M5 |
| MW-2020A02 | 4 | 1/8" |
| MW-2020A03 | 5 | M5 |
| MW-2020A04 | 5 | 1/8" |
| MW-2020A05 | 6 | 1/8" |
| MW-2020A07 | 6 | 1/4" |
| MW-2020A06 | 8 | 1/8" |
| MW-2020A08 | 8 | 1/4" |
| MW-2020A09 | 10 | 1/4" |
| MW-2020A10 | 12 | 1/4" |
| MW-2020A11 | 12 | 3/8" |
| MW-2020A12 | 12 | 1/2" |

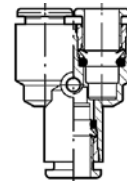
Tee adapter, technopolymer



R 22

| code | hose O.D. [mm] |
|------------|----------------|
| MW-2L22001 | 4 |
| MW-2022002 | 5 |
| MW-2L22003 | 6 |
| MW-2L22004 | 8 |
| MW-2022005 | 10 |
| MW-2022006 | 12 |

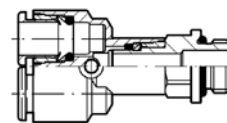
Y adapter, technopolymer



R 23

| code | hose O.D. [mm] | |
|------------|----------------|----|
| MW-2023001 | 4 | |
| MW-2023002 | 5 | |
| MW-2023003 | 6 | |
| MW-2023004 | 8 | |
| MW-2L23005 | 10 | |
| MW-2L23006 | 12 | |
| MW-2L23301 | 6 | 4 |
| MW-2L23303 | 8 | 6 |
| MW-2L23306 | 10 | 8 |
| MW-2L23309 | 12 | 10 |

Rotary tee, male thread technopolymer



R 23/M

| code | hose O.D. [mm] | thread size |
|------------|----------------|-------------|
| MW-2L23401 | 4 | M5 |
| MW-2L23402 | 4 | 1/8" |
| MW-2L23403 | 4 | 1/4" |
| MW-2L23406 | 6 | 1/8" |
| MW-2L23407 | 6 | 1/4" |
| MW-2L23409 | 8 | 1/8" |
| MW-2L23410 | 8 | 1/4" |
| MW-2L23412 | 8 | 3/8" |
| MW-2L23413 | 10 | 1/4" |
| MW-2L23415 | 10 | 3/8" |
| MW-2L23419 | 12 | 3/8" |
| MW-2L23420 | 12 | 1/2" |