








LOC-LINE® coolant system Hoses with

nozzle and valve

system	index	internal diameter [inch]	length [mm]	Connection [inch]	nozzle diameter [inch]	pressure [bar]	maximum flow [l/hr].
1/4"	LL-P0413Z	1/4	400	1/4 NPT GZ	1/4	2÷3	1136
	LL-P0513Z	1/4	500	1/4 NPT GZ	1/4	2÷3	1136
	LL-P0613Z	1/4	600	1/4 NPT GZ	1/4	2÷3	1136
1/2"	LL-P1412Z	1/2	400	PG 1/2 NPT	1/2	1,4÷2	2173
	LL-P1512Z	1/2	500	PG 1/2 NPT	1/2	1,4÷2	2173
	LL-P1612Z	1/2	600	PG 1/2 NPT	1/2	1,4÷2	2173
3/4"	LL-P2402Z	3/4	400	GZ 3/4 NPT	3/4	0,7÷1,4	5182
	LL-P2501Z	3/4	500	GZ 3/4 NPT	3/4	0,7÷1,4	5182
	LL-P2601Z	3/4	600	GZ 3/4 NPT	3/4	0,7÷1,4	5182



LOC-LINE® coolant hose elements

drawing	description	index		
		1/4" system	1/2" system	3/4" system
	Cable ¹⁾	LL-41401 (L=2x145 mm)	LL-51801 (L=2x140 mm)	LL-61501 (L=2x145 mm)
	Coil of wire	LL-49421 (L= 15.20 m)	LL-59861 (L= 15.20 m)	LL-69541 (L= 15.20 m)
	Extender	LL-49445 (L= 90 mm)	LL-59883 (L= 89.50 mm)	-
	Extension cable 90°	LL-49457	LL-59899	-
	Clamping bracket	LL-49446	LL-59884	-

1) other lengths available 100 mm, 200 mm... up to 1000 mm, example index of 1/4" cable 500 mm long: LL-P00500

