





INDUSTRIAL FITTINGS - couplings


Lever couplings KLAUDIA


Socket with flange PN10		
		
KMF		
code	size [mm]	flange DN
KL-KMF-051-050	51	50
KL-KMF-051-080	51	80
KL-KMF-070-050	70	50
KL-KMF-070-080	70	80
KL-KMF-089-080	89	80
KL-KMF-089-100	89	100
KL-KMF-108-080	108	80
KL-KMF-108-100	108	100
KL-KMF-133-100	133	100
KL-KMF-133-150	133	150

Plug with flange PN10		
		
KVF		
code	size [mm]	flange DN
KL-KVF-051-050	51	50
KL-KVF-051-080	51	80
KL-KVF-070-050	70	50
KL-KVF-070-080	70	80
KL-KVF-089-080	89	80
KL-KVF-089-100	89	100
KL-KVF-108-080	108	80
KL-KVF-108-100	108	100
KL-KVF-133-100	133	100
KL-KVF-133-150	133	150

Plug end cap	
	
KMX	
code	size [mm]
KL-KMX-051	51
KL-KMX-070	70
KL-KMX-089	89
KL-KMX-108	108
KL-KMX-133	133

Socket end cap	
	
KVX	
code	size [mm]
KL-KVX-051	51
KL-KVX-070	70
KL-KVX-089	89
KL-KVX-108	108
KL-KVX-133	133

Socket with throttle valve and hose tail		
		
KPMS		
code	size [mm]	hose I.D. [mm]
KL-KMPS-089-050	89	50
KL-KMPS-089-075	89	75
KL-KMPS-089-080	89	80
KL-KMPS-089-089	89	89
KL-KMPS-089-100	89	100
KL-KMPS-089-110	89	110

Socket seal	
	
KMU	
code	size [mm]
KL-KMU-051	51
KL-KMU-070	70
KL-KMU-089	89
KL-KMU-108	108
KL-KMU-133	133