









JETON coolant system

Hoses with nozzle and valve

system	index	internal diameter [inch]	length [mm]	number of segments [units].	Connection [inch]	pressure [bar]	maximum flow [l/hr].
1/4"	JT-62720	1/4	360	20	1/4 NPT GZ	2÷3	900
	JT-62721	1/4	360	20	GW 1/4 NPT	2÷3	900
3/8"	JT-63720	3/8	360	16	GZ 3/8 NPT	2÷3	1500
	JT-63721	3/8	360	16	GW 3/8 NPT	2÷3	1500
1/2"	JT-64720	1/2	350	12	PG 1/2 NPT	1,4÷2	1700
	JT-64721	1/2	350	12	GW 1/2 NPT	1,4÷2	1700



JETON coolant hose elements

drawing	description	index			
		1/4" system	3/8" system	1/2" system	3/4" system
	Cable	JT-82021 (L=2x14.5 cm) JT-82041 (L=100 cm)	JT-83031 (L=2x14.5 cm) JT-83041 (L=100 cm)	JT-84041 (L=2x14 cm) JT-84051 (L=100 cm)	JT-86061 (L=2x14.5 cm) JT-86071 (L=100 cm)
	Coil of wire	JT-82051 (L=15 metres)	JT-83091 (L=15 metres)	JT-84081 (L=15 metres)	JT-86081 (L=15 metres)
	Extender	JT-82221 (L=94.65 mm)	-	JT-84441 (L=96.30 mm)	-
	Clamping bracket	JT-82222	-	JT-84442	-
	Circular nozzle	JT-82022 (1/16") JT-82023 (1/8") JT-82024 (1/4")	JT-83032 (1/4") JT-83033 (3/8") JT-83034 (1/2")	JT-84044 (1/4") JT-84042 (3/8") JT-84043 (1/2")	JT-86063 (5/8") JT-86062 (3/4")
	90° round nozzle	JT-82223 (1/16") JT-82224 (1/8") JT-82225 (1/4")	-	JT-84443 (1/4") JT-84444 (3/8") JT-84445 (1/2")	-

