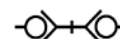
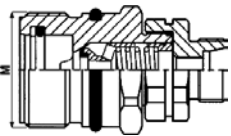
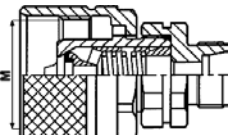


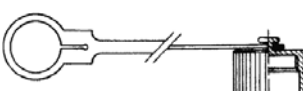
HIGH PRESSURE - quick release couplings

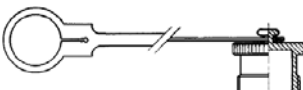
Screw to connect couplings



Socket DIN 2353 heavy series	size [inch]	male thread [mm]	M thread [mm]	code	
				DNP PVV3	HQ HS
	3/8	M16x1.5 (8S)	M28x2	DP-PVV3-1016402	HQ-HS10-F-08S
		M18x1.5 (10S)		DP-PVV3-1018402	HQ-HS10-F-10S
	1/2	M20x1.5 (12S)	M36x2	DP-PVV3-1320402	HQ-HS12-F-12S
		M22x1.5 (14S)		DP-PVV3-1322402	HQ-HS12-F-14S
	3/4	M24x1.5 (16S)	M42x2	DP-PVV3-2024402	HQ-HS19-F-16S
		M30x2 (20S)		DP-PVV3-2030402	HQ-HS19-F-20S
1		M30x2 (20S)	M48x3	DP-PVV3-2530402	HQ-HS25-F-20S
		M36x2 (25S)		DP-PVV3-2536402	HQ-HS25-F-25S
		M42x2 (30S)		DP-PVV3-2542402	HQ-HS25-F-30S
1.1/4		M52x2 (38S)	M70x3	DP-PVV3-3052402	HQ-HS32-F-38S

Plug DIN 2353 heavy series	size [inch]	male thread [mm]	M thread [mm]	code	
				DNP PVV3	HQ HS
	3/8	M16x1.5 (8S)	M28x2	DP-PVV3-1016403	HQ-HS10-M-08S
		M18x1.5 (10S)		DP-PVV3-1018403	HQ-HS10-M-10S
	1/2	M20x1.5 (12S)	M36x2	DP-PVV3-1320403	HQ-HS12-M-12S
		M22x1.5 (14S)		DP-PVV3-1322403	HQ-HS12-M-14S
	3/4	M24x1.5 (16S)	M42x2	DP-PVV3-2024403	HQ-HS19-M-16S
		M30x2 (20S)		DP-PVV3-2030403	HQ-HS19-M-20S
1		M30x2 (20S)	M48x3	DP-PVV3-2530403T	HQ-HS25-M-20S
		M36x2 (25S)		DP-PVV3-2536403T	HQ-HS25-M-25S
		M42x2 (30S)		DP-PVV3-2542403T	HQ-HS25-M-30S
1.1/4		M52x2 (38S)	M70x3	DP-PVV3-3052403T	HQ-HS32-M-38S

Socket blank plug	size [inch]	material	code	
			DNP	HQ
	1/4	PP	DP-SPVV-06002	HQ-HS06-F-RED
	3/8		DP-SPVV-10002	HQ-HS10-F-RED
	1/2		DP-SPVV-13002	HQ-HS12-F-RED
	3/4		DP-SPVV-20002	HQ-HS19-F-RED
	1		DP-SPVV-25002	HQ-HS25-F-RED
	1.1/4		DP-SPVV-30002	HQ-HS32-F-RED

Plug blank cap	size [inch]	material	code	
			DNP	HQ
	1/4	PP	DP-SPVV-06003	HQ-HS06-M-RED
	3/8		DP-SPVV-10003	HQ-HS10-M-RED
	1/2		DP-SPVV-13003	HQ-HS12-M-RED
	3/4		DP-SPVV-20003	HQ-HS19-M-RED
	1		DP-SPVV-25003	HQ-HS25-M-RED
	1.1/4		DP-SPVV-30003	HQ-HS32-M-RED

Operating parameters

size [inch]	working / bursting pressure * [bar]		flow rate at $\Delta p = 3$ bar [l/min]	
	DNP PVV3	HQ HS	DNP PVV3	HQ HS
1/4	450 / 2500	450 / 1800	17	10
3/8	400 / 1800	450 / 1600	56	33
1/2	400 / 1400	400 / 1400	88	83
3/4	300 / 1400	400 / 1500	135	162
1	300 / 1400	300 / 1180	218	343
1.1/4	300 / 1000	300 / 1800	537	470

* - the value of bursting pressure is given for a connected quick release coupling.