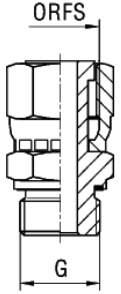
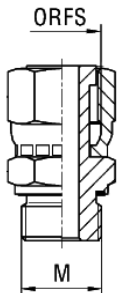
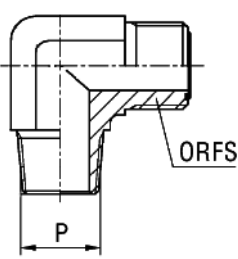


HIGH PRESSURE - ORFS connectors

description	pressure [bar]	code (carbon steel)	approx. pipe O.D.		ORFS	G [BSP]
			[mm]	[inch]		
Straight fitting, BSP male thread (elastomeric seal)  EVGE - BE	630	HO-EVGE-09-BE-02	6	1/4	9/16-18	1/8
		HO-EVGE-09-BE-04	6	1/4	9/16-18	1/4
		HO-EVGE-11-BE-04	8-10	5/16-3/8	11/16-16	1/4
		HO-EVGE-11-BE-06	8-10	5/16-3/8	11/16-16	3/8
		HO-EVGE-13-BE-06	12	1/2	13/16-16	3/8
		HO-EVGE-13-BE-08	12	1/2	13/16-16	1/2
	420	HO-EVGE-16-BE-08	14-15-16	5/8	1-14	1/2
		HO-EVGE-19-BE-12	18-20	3/4	1.3/16-12	3/4
		HO-EVGE-19-BE-20	18-20	3/4	1.3/16-12	1.1/4
		HO-EVGE-23-BE-16	22-25	7/8-1	1.7/16-12	1
	280	HO-EVGE-27-BE-20	28-30-32	1.1/4	1.11/16-12	1.1/4
		HO-EVGE-32-BE-24	35-38	1.1/2	2-12	1.1/2

description	pressure [bar]	code (carbon steel)	approx. pipe O.D.		ORFS	M [metric]
			[mm]	[inch]		
Straight fitting, metric male thread (elastomeric seal)  EVGE - ME	350	HO-EVGE-09-ME-10	6	1/4	9/16-18	10x1
	630	HO-EVGE-09-ME-12	6	1/4	9/16-18	12x1.5
		HO-EVGE-11-ME-14	8-10	5/16-3/8	11/16-16	14x1.5
		HO-EVGE-11-ME-16	8-10	5/16-3/8	11/16-16	16x1.5
		HO-EVGE-13-ME-16	12	1/2	13/16-16	16x1.5
		HO-EVGE-13-ME-18	12	1/2	13/16-16	18x1.5
	420	HO-EVGE-16-ME-18	14-15-16	5/8	1-14	18x1.5
		HO-EVGE-16-ME-22	14-15-16	5/8	1-14	22x1.5
		HO-EVGE-19-ME-22	18-20	3/4	1.3/16-12	22x1.5
		HO-EVGE-19-ME-27	18-20	3/4	1.3/16-12	27x2
		HO-EVGE-23-ME-27	22-25	7/8-1	1.7/16-12	27x2
		HO-EVGE-23-ME-33	22-25	7/8-1	1.7/16-12	33x2
	280	HO-EVGE-27-ME-42	28-30-32	1 1/4	1.11/16-12	42x2
		HO-EVGE-32-ME-48	35-38	1 1/2	2-12	48x2

description	pressure [bar]	code (carbon steel)	approx. pipe O.D.		ORFS	P [NPTF]
			[mm]	[inch]		
90° elbow nipple, NPTF thread  WE - NT	420	HO-WE-09-NT-02	6	1/4	9/16-18	1/8
	630	HO-WE-09-NT-04	6	1/4	9/16-18	1/4
		HO-WE-09-NT-06	6	1/4	9/16-18	3/8
		HO-WE-11-NT-04	8-10	5/16-3/8	11/16-16	1/4
		HO-WE-11-NT-06	8-10	5/16-3/8	11/16-16	3/8
		HO-WE-11-NT-08	8-10	5/16-3/8	11/16-16	1/2
		HO-WE-13-NT-04	12	1/2	13/16-16	1/4
		HO-WE-13-NT-06	12	1/2	13/16-16	3/8
		HO-WE-13-NT-08	12	1/2	13/16-16	1/2
	420	HO-WE-13-NT-12	12	1/2	13/16-16	3/4
		HO-WE-16-NT-06	14-15-16	5/8	1-14	3/8
		HO-WE-16-NT-08	14-15-16	5/8	1-14	1/2
		HO-WE-16-NT-12	14-15-16	5/8	1-14	3/4
		HO-WE-19-NT-08	18-20	3/4	1.3/16-12	1/2
		HO-WE-19-NT-12	18-20	3/4	1.3/16-12	3/4
		HO-WE-19-NT-16	18-20	3/4	1.3/16-12	1
		HO-WE-23-NT-12	22-25	7/8-1	1.7/16-12	3/4
	280	HO-WE-23-NT-16	22-25	7/8-1	1.7/16-12	1
		HO-WE-27-NT-16	28-30-32	1.1/4	1.11/16-12	1
		HO-WE-27-NT-20	28-30-32	1.1/4	1.11/16-12	1.1/4
HO-WE-32-NT-20		35-38	1.1/2	2-12	1.1/4	
		HO-WE-32-NT-24	35-38	1.1/2	2-12	1.1/2