




# INDUSTRIAL FITTINGS - couplings

## HAMMER LUG system

table continuation:

picture	code	description	size	characteristics
	<b>Fig. 1002</b>			
	HL-FIG1002KG-050	(male, female + wing nut)	2"	<p>General purpose high pressure coupling. Widely used in cement tank trucks and high pressure equipment.</p> <p>Colour: blue/red.</p> <p>Pressure: 10000 PSI (689 bar).</p> <p>Material: AISI 4130 chromium molybdenum-plated steel.</p> <p>Connection: NPT female thread.</p> <p>* - butt weld (wall thickness XXH).</p> <p>Seal: metal/metal (cone) + additional lip type seal (NBR).</p>
	HL-FIG1002DG-050	female	2"	
	HL-FIG1002MG-050	male	2"	
	HL-FIG1002NG-050	wing nut	2"	
	HL-FIG1002KG-100	(male, female + wing nut)	4"	
	HL-FIG1002DG-100	female	4"	
	HL-FIG1002MG-100	male	4"	
	HL-FIG1002KW-100*	(male, female + wing nut)	4"	
	HL-FIG1002DW-100*	female	4"	
	HL-FIG1002MW-100*	male	4"	
	HL-FIG1002NG-100	wing nut	4"	
	HL-FIG1002KG-125	(male, female + wing nut)	5"	
	HL-FIG1002DG-125	female	5"	
	HL-FIG1002MG-125	male	5"	
	HL-FIG1002KW-125*	(male, female + wing nut)	5"	
HL-FIG1002DW-125*	female	5"		
HL-FIG1002MW-125*	male	5"		
HL-FIG1002NG-125	wing nut	5"		
	<b>Fig. 1003</b>			
	HL-FIG1003KW-075	(male, female + wing nut)	3"	<p>General purpose high pressure coupling. Widely used in cement tank trucks and high pressure equipment. Ensures tight sealing and allows for misalignment of up to 7° from the centre line.</p> <p>Colour: green/black.</p> <p>Pressure: 10000 PSI (689 bar).</p> <p>Material: AISI 4130 steel.</p> <p>Connection: butt weld (wall thickness XXH).</p> <p>Seal: metal/metal (cone) + O-ring (NBR).</p>
	HL-FIG1003DW-075	female	3"	
	HL-FIG1003MW-075	male	3"	
	HL-FIG1003NG-075	wing nut	3"	
	HL-FIG1003KW-100	(male, female + wing nut)	4"	
	HL-FIG1003DW-100	female	4"	
	HL-FIG1003MW-100	male	4"	
	HL-FIG1003NG-100	wing nut	4"	
	HL-FIG1003KW-125	(male, female + wing nut)	5"	
	HL-FIG1003DW-125	female	5"	
	HL-FIG1003MW-125	male	5"	
HL-FIG1003NG-125	wing nut	5"		
	<b>Fig. 1502</b>			
	HL-FIG1502KG-050	(male, female + wing nut)	2"	<p>The most popular type of Hammer Lug coupling due to its rugged construction. Widely used in standard applications (to transfer air, water, oil and gas) as well as in very specific ones such as choke/kill lines, cementing lines, fracturing applications, etc.</p> <p>Colour: red/blue.</p> <p>Pressure: 15000 PSI (1034 bar).</p> <p>Material: AISI 4130 chromium molybdenum-plated steel.</p> <p>Connection: NPT female thread.</p> <p>* - butt weld (wall thickness XXH).</p> <p>Seal: metal/metal (cone) + additional lip type seal (NBR).</p>
	HL-FIG1502DG-050	female	2"	
	HL-FIG1502MG-050	male	2"	
	HL-FIG1502KW-050*	(male, female + wing nut)	2"	
	HL-FIG1502DW-050*	female	2"	
	HL-FIG1502MW-050*	male	2"	
	HL-FIG1502NG-050	wing nut	2"	
	HL-FIG1502KG-075	(male, female + wing nut)	3"	
	HL-FIG1502DG-075	female	3"	
	HL-FIG1502MG-075	male	3"	
	HL-FIG1502KW-075*	(male, female + wing nut)	3"	
	HL-FIG1502DW-075*	female	3"	
	HL-FIG1502MW-075*	male	3"	
	HL-FIG1502NG-075	wing nut	3"	