




INDUSTRIAL FITTINGS - couplings

Symmetrical couplings GUILLEMIN

Coupling with male thread	code	DN [mm]	thread size [inch]	material
		GU-GZ-075-A	20	3/4"
GU-GZ-100-A		25	1"	
GU-GZ-125-A		32	1.1/4"	
GU-GZ-150-A		40	1.1/2"	
GU-GZ-200-A		50	2"	
GU-GZ-250-A		65	2.1/2"	
GU-GZ-300-A		80	3"	
GU-GZ-400-A		100	4"	
GU-GZ-075-SS		20	3/4"	AISI 316
GU-GZ-100-SS		25	1"	
GU-GZ-125-SS		32	1.1/4"	
GU-GZ-150-SS		40	1.1/2"	
GU-GZ-200-SS		50	2"	
GU-GZ-250-SS		65	2.1/2"	
GU-GZ-300-SS		80	3"	
GU-GZ-400-SS		100	4"	

Coupling with female thread	code	DN [mm]	thread size [inch]	material
		GU-GW-075-A	20	3/4"
GU-GW-100-A		25	1"	
GU-GW-125-A		32	1.1/4"	
GU-GW-150-A		40	1.1/2"	
GU-GW-200-A		50	2"	
GU-GW-250-A		65	2.1/2"	
GU-GW-300-A		80	3"	
GU-GW-400-A		100	4"	
GU-GW-075-SS		20	3/4"	AISI 316
GU-GW-100-SS		25	1"	
GU-GW-125-SS		32	1.1/4"	
GU-GW-150-SS		40	1.1/2"	
GU-GW-200-SS		50	2"	
GU-GW-250-SS		65	2.1/2"	
GU-GW-300-SS		80	3"	
GU-GW-400-SS		100	4"	

Blank cap with chain	code	DN [mm]	material
		GU-DP-075-A	20
GU-DP-100-A		25	
GU-DP-125-A		32	
GU-DP-150-A		40	
GU-DP-200-A		50	
GU-DP-250-A		65	
GU-DP-300-A		80	
GU-DP-400-A		100	
GU-DP-075-SS		20	AISI 316
GU-DP-100-SS		25	
GU-DP-125-SS		32	
GU-DP-150-SS		40	
GU-DP-200-SS		50	
GU-DP-250-SS		65	
GU-DP-300-SS		80	
GU-DP-400-SS		100	