

Rubber hose ends and clamps for steam hoses - type DIXON™BOSS™



SBC BOSS™ clamps (1.1/2" - 6")







Clamps for fixing end fittings to rubber steam hoses, type BOSS

Material: galvanised cast iron,
AISI 316 stainless steel,

Operating pressure: 18 bar (+210°C) - saturated steam,
other applications: selection in contact with Tubes

International Operating temperature: up to +230°C

Clamps in galvanised cast iron, AISI 316 stainless steel (cast steel) and brass, bolted, with claws for locking (flange) ends. Primarily designed for fitting GF and MS BOSS™ type steam end fittings to rubber steam hoses. The clamp must be precisely matched to both the size (inside diameter) of the hose and the actual outside diameter of the hose. Install in accordance with the instructions (IT-40). The clamps should be checked periodically during the service life and tightened if necessary.

Hose inside diameter		Hose outer diameter range [mm]		Hose outside diameter range [inch]		type	Clamp material	index	manufaturer's symbol	drawing
[inch]	[mm]	MIN	MAX	MIN	MAX					
1.1/2"	38	46,0	50,8	1.13/16"	2"	4 screws, 2 claws	galvanised cast iron	DX-SBC4-24-46-51	BU22	 4 screws, 2 claws (DX-SBC4-32-59-64)
		50,8	54,0	2"	2.1/8"	4 screws, 4 claws	galvanised cast iron	DX-SBC4-24-51-54	212	
		50,8	56,4	2"	2.7/32"	4 screws, 2 claws	galvanised cast iron	DX-SBC4-24-51-56	B22	
		52,4	57,2	2.1/16"	2.1/4"	4 screws, 4 claws	galvanised cast iron	DX-SBC4-24-52-57	225	
		55,6	60,3	2.3/16"	2.3/8"	4 screws, 2 claws	galvanised cast iron	DX-SBC4-24-55-60	BU24	
		60,3	65,1	2.3/8"	2.9/16"	4 screws, 2 claws	AISI 316 steel	DX-SBC4-24-55-60-SS	RBU24	
2"	50+ 51	65,1	69,9	2.9/16"	2.3/4"	4 screws, 2 claws	galvanised cast iron	DX-SBC4-24-60-65	B24	 4 screws, 4 claws
		65,1	69,9	2.9/16"	2.3/4"	4 screws, 2 claws	AISI 316 steel	DX-SBC4-24-60-65-SS	RB24	
		57,2	63,5	2.1/4"	2.1/2"	4 screws, 4 claws	galvanised cast iron	DX-SBC4-24-65-70	B25	
		59,5	64,3	2.11/32"	2.17/32"	4 screws, 2 claws	galvanised cast iron	DX-SBC4-32-57-63*	250	
		63,5	69,9	2.1/2"	2.34"	4 screws, 4 claws	galvanised cast iron	DX-SBC4-32-59-64	BU28	
		63,5	70,6	2.1/2"	2.25/32"	4 screws, 2 claws	galvanised cast iron	DX-SBC4-32-64-70*	275	
		69,9	77,8	2.3/4"	3.1/16"	4 screws, 4 claws	galvanised cast iron	DX-SBC4-32-63-71	BU29	
		69,9	77,8	2.3/4"	3.1/16"	4 screws, 2 claws	AISI 316 steel	DX-SBC4-32-63-71-SS	RBU29	
2.1/2"	63+ 65	69,9	77,8	2.3/4"	3.1/16"	4 screws, 4 claws	galvanised cast iron	DX-SBC4-32-70-77*	306	 4 screws, 4 claws
		78,6	87,3	3.3/32"	3.7/16"	4 screws, 2 claws	galvanised cast iron	DX-SBC4-32-70-78	B29	
		77,8	88,9	3.1/16"	3.1/2"	4 screws, 4 claws	galvanised cast iron	DX-SBC4-32-70-78-SS	RB29	
		78,6	87,3	3.3/32"	3.7/16"	4 screws, 2 claws	AISI 316 steel	DX-SBC4-32-70-78-SS	RB29	
3"	75+ 76	78,6	87,3	3.3/32"	3.7/16"	4 screws, 2 claws	galvanised cast iron	DX-SBC4-32-78-87	B30	 6 screws, 3 claws (DX-SBC6-64-117-127)
		77,8	88,9	3.1/16"	3.1/2"	4 screws, 4 claws	galvanised cast iron	DX-SBC4-40-78-89	350	
		78,6	87,3	3.3/32"	3.7/16"	4 screws, 2 claws	galvanised cast iron	DX-SBC4-40-78-87	BU34	
		88,9	100,0	3.1/2"	3.15/16"	4 screws, 2 claws	galvanised cast iron	DX-SBC4-40-89-100	B34	
		88,9	95,3	3.1/2"	3.3/4"	4 screws, 4 claws	galvanised cast iron	DX-SBC4-48-89-95	375	
		88,9	100,0	3.1/2"	3.15/16"	4 screws, 2 claws	galvanised cast iron	DX-SBC4-48-89-100	BU35	
		95,3	101,6	3.3/4"	4"	4 screws, 4 claws	galvanised cast iron	DX-SBC4-48-95-101	401	
		96,8	103,2	3.13/16"	4.1/16"	4 screws, 2 claws	galvanised cast iron	DX-SBC4-48-96-103	B35	
4"	100+ 102	101,6	106,4	4"	4.3/16"	4 screws, 4 claws	galvanised cast iron	DX-SBC4-48-102-106	418	 6 screws, 6 claws (DX-SBC6-96-175-187)
		103,2	112,7	4.1/16"	4.7/16"	4 screws, 2 claws	galvanised cast iron	DX-SBC4-48-103-113	B39	
		106,4	114,3	4.3/16"	4.1/2"	4 screws, 4 claws	galvanised cast iron	DX-SBC4-48-106-114	450	
		108,0	122,2	4.1/4"	4.13/16"	6 screws, 3 claws	galvanised cast iron	DX-SBC6-48-108-122	B339	
		117,5	127,0	4.5/8"	5"	6 screws, 3 claws	galvanised cast iron	DX-SBC6-64-117-127	B45	
		123,8	133,4	4.7/8"	5.1/4"	6 screws, 3 claws	galvanised cast iron	DX-SBC6-64-123-133	BS49	
6"	150+ 152	133,4	142,1	5.1/4"	5.19/32"	6 screws, 3 claws	galvanised cast iron	DX-SBC6-64-133-142	BU49	 6 screws, 6 claws (DX-SBC6-96-175-187)
		140,5	150,8	5.17/32"	5.15/16"	6 screws, 3 claws	galvanised cast iron	DX-SBC6-64-140-151	B49	
		174,6	187,3	6.7/8"	7.3/8"	6 screws, 6 claws	galvanised cast iron	DX-SBC6-96-175-187	750	
		190,5	203,2	7.1/2"	8"	6 screws, 6 claws	galvanised cast iron	DX-SBC6-96-191-203	850	

* - Note: Due to the structurally reduced lock (flange) of the 2" tips (DX-GB-20, DX-GB-20-SS and complete GF tips: DX-GF-32-32, DX-GF-32-32-SS, DX-GF-32-32-32-NPT, DX-GF-32-32-32-SS-NPT) - the 2" SBC clamps with 4 claws should not be used with these tips: DX-SBC4-32-57-63, DX-SBC4-32-64-70 and DX-SBC4-32-70-77*.