







# INDUSTRIAL FITTINGS - couplings

## CAMLOCK couplings - SAFLOK®



**Material:** AISI 316  
**Seal:** NBR  
**Working press.:** 20 bar (1/2" ÷ 2")  
 10 bar (2.1/2" ÷ 4")  
**Working temp.:** From -40°C up to +93°C

SAFLOK® couplings are a variation of CAMLOCK coupling with additional level of safety against accidental disconnection. Safety is provided by a patented locking mechanism, built into the coupling arms. Such a design ensures that the arms are locked automatically when closed. Opening is a simple matter of tugging the finger rings. SAFLOK couplings are interchangeable with other CAMLOCK couplings manufactured according to MIL-C-27487 standard. Available spare parts: cam arms and pins. 1/2" couplings have 1/2" thread and 3/4" coupler.

picture	code	size [inch]	picture	code	size [inch]
	AC-SL-C-075	3/4		AC-SL-CRS-075	3/4
	AC-SL-C-100	1		AC-SL-CRS-100	1
	AC-SL-C-125	1.1/4		AC-SL-CRS-125	1.1/4
	AC-SL-C-150	1.1/2		AC-SL-CRS-150	1.1/2
	AC-SL-C-200	2		AC-SL-CRS-200	2
	AC-SL-C-250	2.1/2		AC-SL-CRS-250	2.1/2
	AC-SL-C-300	3		AC-SL-CRS-300	3
	AC-SL-C-400	4		AC-SL-CRS-400	4
	AC-SL-B-050	1/2		AC-SL-D-050	1/2
	AC-SL-B-075	3/4		AC-SL-D-075	3/4
	AC-SL-B-100	1		AC-SL-D-100	1
	AC-SL-B-125	1.1/4		AC-SL-D-125	1.1/4
	AC-SL-B-150	1.1/2		AC-SL-D-150	1.1/2
	AC-SL-B-200	2		AC-SL-D-200	2
	AC-SL-B-250	2.1/2		AC-SL-D-250	2.1/2
	AC-SL-B-300	3		AC-SL-D-300	3
AC-SL-B-400	4	AC-SL-D-400	4		
	AC-SL-DU-050	1/2		-	-
	AC-SL-DU-075	3/4		AC-SL-DC-075	3/4
	AC-SL-DU-100	1		AC-SL-DC-100	1
	AC-SL-DU-125	1.1/4		AC-SL-DC-125	1.1/4
	AC-SL-DU-150	1.1/2		AC-SL-DC-150	1.1/2
	AC-SL-DU-200	2		AC-SL-DC-200	2
	AC-SL-DU-250	2.1/2		AC-SL-DC-250	2.1/2
	AC-SL-DU-300	3		AC-SL-DC-300	3
AC-SL-DU-400	4	AC-SL-DC-400	4		