





# INDUSTRIAL FITTINGS - clips, clamps, ferrules

## Malleable iron clamps

picture	code	hose I.D. [mm]	clamp I.D. [mm]	working pressure [bar]	description
	MU-1352	13	17 ÷ 22	16	Two-part hose clamp. Material: zinc-plated malleable iron.
	MU-1353	19	27 ÷ 32	16	
	MU-1302	13	20 ÷ 29	16	Two-part hose clamp according to DIN 20039 A. Material: zinc-plated malleable iron.
	MU-1303	19	28 ÷ 34	16	
	MU-1304	25	32 ÷ 40	16	
	MU-1305	32	39 ÷ 49	16	
	MU-1306	38	48 ÷ 60	16	
	MU-1307	50	60 ÷ 76	16	
	MU-1308	63	77 ÷ 94	16	
	MU-1309	75	94 ÷ 115	16	
	MU-1322	13	22 ÷ 29	25	Two-part hose clamp with safety claws and separate tongues according to DIN 20039 B. Material: zinc-plated malleable iron.
	MU-1323	19	28 ÷ 33	25	
	MU-1324	25	35 ÷ 42	25	
	MU-1325	28	40 ÷ 47	25	
	MU-1326	35	48 ÷ 60	25	
	MU-1327	42	53 ÷ 68	25	
	MU-1328	50	58 ÷ 76	25	
MU-1329	65	75 ÷ 88	25		
	MU-1330	75	90 ÷ 110	25	Three-part hose clamp with safety claws and separate tongues according to DIN 20039B. Material: zinc-plated malleable iron.
	MU-1331	105	110 ÷ 135	25	
	MU-1333	150	170 ÷ 190	25	