
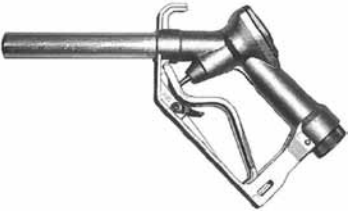






INDUSTRIAL FITTINGS - fittings, connectors

Fuel nozzles

| picture | code | connection | exit diameter | description |
|---|---------|------------------------|---------------|---|
|  | BO-222 | 1" BSP female (swivel) | 25 mm | Intended for diesel oil (not suitable for Ad-Blue and unleaded petrol). Not equipped with an automatic fuel shut off system. Not suitable for application on fuel dispensers at petrol stations. Material: polypropylene. Colour: black. Flow rate: 60 ÷ 80 l/min. |
|  | BO-223 | 1" BSP female (swivel) | 25 mm | Intended for diesel oil (not suitable for Ad-Blue and unleaded petrol). Not equipped with an automatic fuel shut off system. Not suitable for application on fuel dispensers at petrol stations. Material: aluminium. Colour: silver. Flow rate: 60 ÷ 120 l/min. |
|  | BO-227 | 1" BSP female (swivel) | 24 mm | Intended for diesel oil (not suitable for Ad-Blue and unleaded petrol). Equipped with an automatic fuel shut off system. Suitable for application on all fuel dispensers at petrol stations. Material: rubber coated aluminium. Colour: black. Flow rate: 60 l/min. |
|  | BO-227V | 1" BSP female (swivel) | 21 mm | Intended for unleaded petrol (not suitable for AdBlue and diesel oil). Equipped with an automatic fuel shut off system. Suitable for application on all fuel dispensers at petrol stations. Material: rubber coated aluminium. Colour: green. Flow rate: 60 l/min. |
|  | BO-223X | 1" hose tail | 18 mm | Intended for AdBlue and water. Not intended for diesel oil and unleaded petrol. Not equipped with an automatic fuel shut off system. Material: polyamide reinforced with fibre glass. Colour: blue. Flow rate: 60 l/min. |
|  | BO-227X | 1" BSP female (swivel) | 18 mm | Intended for AdBlue and water. Not intended for diesel oil and unleaded petrol. Equipped with an automatic fuel shut off system. Suitable for application on all fuel dispensers at petrol stations. Material: rubber coated stainless steel. Colour: blue. Flow rate: 40 l/min. |

INDUSTRIAL FITTINGS - fittings, connectors

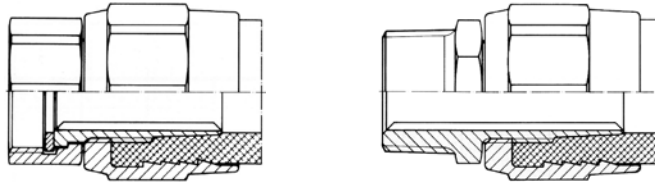


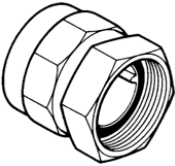
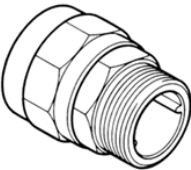
Fuel fittings - S type

Material: Brass (stainless steel version also available)
Seal: PU (polyurethane) - S1 type
Working press.: Up to 16 bar
Vacuum: Up to -0.8 bar
Working temp.: From -20°C up to +65°C

Characteristics: Petrol, screw-to-connect hose couplings complying with EN 14424 standard, designed for rubber and thermoplastic hoses transferring flammable and non-flammable liquids and gases. Widely used in petrochemical industry, in hose assemblies used for transferring and dispensing of fuel, gas (e.g. LPG), chemicals and other liquids.

Assembly: Insert the hose into the ferrule. Check if the hose is accurately positioned using the inspection hole in the ferrule. Screw the coupling into the hose and into the ferrule at the same time and tighten both parts of the coupling. After tightening, the hose is pressed into the wall of a ferrule.



| description | code | hose I.D. [mm] | wall thickness [mm] | thread size [inch] | weight [kg] |
|---|--|------------------|---------------------|--------------------|-------------|
| S1 - BSP female thread  | ZP-S1-050-1305-B | 13 | 5 | 1/2 | 0.13 |
| | ZP-S1-075-1505-B | 15 | 5 | 3/4 | 0.14 |
| | ZP-S1-075-1904-B | 19 | 4 | 3/4 | 0.15 |
| | ZP-S1-075-1905-B | 19 | 5 | 3/4 | 0.16 |
| | ZP-S1-075-1906-B | 19 | 6 | 3/4 | 0.17 |
| | ZP-S1-100-1505-B | 15 | 5 | 1 | 0.15 |
| | ZP-S1-100-1904-B | 19 | 4 | 1 | 0.17 |
| | ZP-S1-100-1905-B | 19 | 5 | 1 | 0.18 |
| | ZP-S1-100-1906-B | 19 | 6 | 1 | 0.19 |
| | ZP-S1-100-2505-B | 25 | 5 | 1 | 0.21 |
| | ZP-S1-100-2506-B | 25 | 6 | 1 | 0.24 |
| | ZP-S1-125-3206-B | 32 | 6 | 1.1/4 | 0.38 |
| | ZP-S1-150-3806-B | 38 | 6.5 | 1.1/2 | 0.60 |
| | S2 - BSPT male thread S3 - NPT male thread S4 - BSP male thread  | ZP-S2-050-1305-B | 13 | 5 | 1/2 |
| ZP-S2-075-1505-B | | 15 | 5 | 3/4 | 0.17 |
| ZP-S2-075-1904-B | | 19 | 4 | 3/4 | 0.17 |
| ZP-S2-075-1905-B | | 19 | 5 | 3/4 | 0.18 |
| ZP-S2-075-1906-B | | 19 | 6 | 3/4 | 0.19 |
| ZP-S3-075-1505-B | | 15 | 5 | 3/4 | 0.17 |
| ZP-S3-075-1904-B | | 19 | 4 | 3/4 | 0.17 |
| ZP-S3-075-1905-B | | 19 | 5 | 3/4 | 0.18 |
| ZP-S3-075-1906-B | | 19 | 6 | 3/4 | 0.19 |
| ZP-S3-100-2505-B | | 25 | 5 | 1 | 0.19 |
| ZP-S3-100-2506-B | | 25 | 6 | 1 | 0.20 |
| ZP-S4-100-1904-B | | 19 | 4 | 1 | 0.19 |
| ZP-S4-100-1905-B | | 19 | 5 | 1 | 0.20 |
| ZP-S4-100-1906-B | | 19 | 6 | 1 | 0.21 |
| ZP-S4-100-2505-B | | 25 | 5 | 1 | 0.25 |
| ZP-S4-100-2506-B | | 25 | 6 | 1 | 0.28 |
| ZP-S4-125-3206-B | | 32 | 6 | 1.1/4 | 0.44 |
| ZP-S4-150-3806-B | 38 | 6.5 | 1.1/2 | 0.56 | |