

INDUSTRIAL FITTINGS - couplings

CAMLOCK couplings

CAMLOCK couplings are manufactured in compliance with MIL-C-27487 (A-A-59326) specification. Their construction as well as operation is very simple. The coupling is connected just by opening the coupler arms and inserting the adapter into the coupler. The cam arms are then closed under normal hand pressure to complete joint. The standard coupling is supplied with a nitrile rubber seal that is placed in the groove of a coupler. The couplings are made of: aluminium, brass (bronze), AISI 316 stainless steel, polypropylene reinforced with fibreglass. Handles are made of AISI 304 stainless steel as a standard for all couplings made of brass, stainless steel, polypropylene and for aluminium couplings in sizes 1/2", 3/4", 1", 5" and 6". The couplings made of aluminium in sizes ranging from 1.1/4" to 4" have brass handles as a standard.

Polypropylene couplings in size 1/2" have 3/4" coupler and 3/4" adapter, however 1.1/4" couplings have 1" coupler and 1" adapter as a standard (couplings with 1.1/2" coupler and adapter are also available).

CRS and ERS couplings in size 1.1/2" are available as a version for hoses with either 38 mm or 40 mm inside diameter.

Working pressure chart (bar)

material/size	1/2"	3/4" ÷ 2"	2.1/2"	3"	4"	5", 6"
brass	9	10	10	10	10	5
aluminium	9	10	10	10	10	5
AISI 316L	10	10	10	10	10	9
polypropylene	5	7	-	4	4	-

Working pressure values in the table apply to ambient temperature using elastomeric seals. Higher temperatures and PTFE seals reduce the pressure rating of the coupling.

The maximum working temperature of polypropylene couplings is +70°C. At such temperature working pressure values given above must be reduced by 40%.

Metal couplings are sealed with NBR seals, polypropylene couplings with EPDM seals.

The connection of a threaded coupling with the installation is sealed on the thread (BSPT male thread, BSP female thread). AU and DU couplings with a flat seal (polyurethane for aluminium couplings, PTFE for SS couplings) should be used for the connection with the installation with parallel male thread. The couplings with NPT thread are also available.

TUBES INTERNATIONAL® supplies two types of CAMLOCK couplings:





- SNAPLOCK® - manufactured by Action Sealtite, Heavy Duty type; designed for essential industrial connections, available with a complete 3.1B certificate if requested. Marked with a standard code number e.g. AC-A-100-SS.
- ECONOMY - economical version of CAMLOCK fittings for general industrial application. This version comes with reduced wall thickness, economical finish, and with reduced mechanical resistance. Yet it meets all pressure requirements. It is marked with a code with the letter X added at the end e.g. AC-A-100-SSX.

Temperature range of seal material

temperature	NBR	EPDM	Viton	neoprene	PTFE / NBR	PTFE / Viton	FEP/silicone
minimum	-40°C	-30°C	-40°C	-50°C	-40°C	-40°C	-60°C
maximum	+93°C	+150°C	+200°C	+107°C	+93°C	+200°C	+205°C

INDUSTRIAL FITTINGS - couplings

CAMLOCK couplings

picture	size [inch]	code (brass)	code (aluminium)	code (AISI 316)	code (polypropylene)
	1/2	AC-A-050-B -	AC-A-050-A -	AC-A-050-SS AC-A-050-SSX	AC-A-050-P AC-A-050-PX
	3/4	AC-A-075-B -	AC-A-075-A AC-A-075-AX	AC-A-075-SS AC-A-075-SSX	AC-A-075-P AC-A-075-PX
	1	AC-A-100-B -	AC-A-100-A AC-A-100-AX	AC-A-100-SS AC-A-100-SSX	AC-A-100-P AC-A-100-PX
	1.1/4	AC-A-125-B -	AC-A-125-A AC-A-125-AX	AC-A-125-SS AC-A-125-SSX	AC-A-125-P AC-A-125-PX
	1.1/2	AC-A-150-B -	AC-A-150-A AC-A-150-AX	AC-A-150-SS AC-A-150-SSX	AC-A-150-P AC-A-150-PX
	2	AC-A-200-B -	AC-A-200-A AC-A-200-AX	AC-A-200-SS AC-A-200-SSX	AC-A-200-P AC-A-200-PX
	2.1/2	AC-A-250-B -	AC-A-250-A AC-A-250-AX	AC-A-250-SS AC-A-250-SSX	- -
	3	AC-A-300-B -	AC-A-300-A AC-A-300-AX	AC-A-300-SS AC-A-300-SSX	AC-A-300-P AC-A-300-PX
	4	AC-A-400-B -	AC-A-400-A AC-A-400-AX	AC-A-400-SS AC-A-400-SSX	- AC-A-400-PX
	5	AC-A-500-B -	AC-A-500-A AC-A-500-AX	AC-A-500-SS AC-A-500-SSX	- -
	1/2	AC-F-050-B -	AC-F-050-A -	AC-F-050-SS AC-F-050-SSX	AC-F-050-P AC-F-050-PX
	3/4	AC-F-075-B -	AC-F-075-A AC-F-075-AX	AC-F-075-SS AC-F-075-SSX	AC-F-075-P AC-F-075-PX
	1	AC-F-100-B -	AC-F-100-A AC-F-100-AX	AC-F-100-SS AC-F-100-SSX	AC-F-100-P AC-F-100-PX
	1.1/4	AC-F-125-B -	AC-F-125-A AC-F-125-AX	AC-F-125-SS AC-F-125-SSX	AC-F-125-P AC-F-125-PX
	1.1/2	AC-F-150-B -	AC-F-150-A AC-F-150-AX	AC-F-150-SS AC-F-150-SSX	AC-F-150-P AC-F-150-PX
	2	AC-F-200-B -	AC-F-200-A AC-F-200-AX	AC-F-200-SS AC-F-200-SSX	AC-F-200-P AC-F-200-PX
	2.1/2	AC-F-250-B -	AC-F-250-A AC-F-250-AX	AC-F-250-SS AC-F-250-SSX	- -
	3	AC-F-300-B -	AC-F-300-A AC-F-300-AX	AC-F-300-SS AC-F-300-SSX	AC-F-300-P AC-F-300-PX
	4	AC-F-400-B -	AC-F-400-A AC-F-400-AX	AC-F-400-SS AC-F-400-SSX	- AC-F-400-PX
	5	AC-F-500-B -	AC-F-500-A AC-F-500-AX	AC-F-500-SS AC-F-500-SSX	- -
	1/2	AC-E-050-B -	AC-E-050-A -	AC-E-050-SS AC-E-050-SSX	AC-E-050-P AC-E-050-PX
	3/4	AC-E-075-B -	AC-E-075-A AC-E-075-AX	AC-E-075-SS AC-E-075-SSX	AC-E-075-P AC-E-075-PX
	1	AC-E-100-B -	AC-E-100-A AC-E-100-AX	AC-E-100-SS AC-E-100-SSX	AC-E-100-P AC-E-100-PX
	1.1/4	AC-E-125-B -	AC-E-125-A AC-E-125-AX	AC-E-125-SS AC-E-125-SSX	AC-E-125-P AC-E-125-PX
	1.1/2	AC-E-150-B -	AC-E-150-A AC-E-150-AX	AC-E-150-SS AC-E-150-SSX	AC-E-150-P AC-E-150-PX
	2	AC-E-200-B -	AC-E-200-A AC-E-200-AX	AC-E-200-SS AC-E-200-SSX	AC-E-200-P AC-E-200-PX
	2.1/2	AC-E-250-B -	AC-E-250-A AC-E-250-AX	AC-E-250-SS AC-E-250-SSX	- -
	3	AC-E-300-B -	AC-E-300-A AC-E-300-AX	AC-E-300-SS AC-E-300-SSX	AC-E-300-P AC-E-300-PX
	4	AC-E-400-B -	AC-E-400-A AC-E-400-AX	AC-E-400-SS AC-E-400-SSX	- AC-E-400-PX
	5	AC-E-500-B -	AC-E-500-A AC-E-500-AX	AC-E-500-SS AC-E-500-SSX	- -
	6	AC-E-600-B -	AC-E-600-A AC-E-600-AX	AC-E-600-SS AC-E6-00-SSX	- -

A

F

E




INDUSTRIAL FITTINGS - couplings

CAMLOCK couplings

picture	size [inch]	code (brass)	code (aluminium)	code (AISI 316)	code (polypropylene)
 <p>ERS</p>	1/2	-	-	-	-
	3/4	-	-	AC-ERS-075-SS	-
	1	-	-	AC-ERS-100-SS AC-ERS-100-SSX	-
	1.1/4	-	-	AC-ERS-125-SS	-
	1.1/2	-	-	AC-ERS-150-SS AC-ERS-150-SSX	-
	2	-	-	AC-ERS-200-SS AC-ERS-200-SSX	-
	2.1/2	-	-	-	-
	3	-	-	AC-ERS-300-SS AC-ERS-300-SSX	-
	4	-	-	AC-ERS-400-SSX	-
	5	-	-	-	-
	6	-	-	-	-
 <p>AU</p>	1/2	-	AC-AU-050-A	AC-AU-050-SS	-
	3/4	-	AC-AU-075-A	AC-AU-075-SS	-
	1	-	AC-AU-100-A	AC-AU-100-SS	-
	1.1/4	-	AC-AU-125-A	AC-AU-125-SS	-
	1.1/2	-	AC-AU-150-A	AC-AU-150-SS	-
	2	-	AC-AU-200-A	AC-AU-200-SS	-
	2.1/2	-	AC-AU-250-A	AC-AU-250-SS	-
	3	-	AC-AU-300-A	AC-AU-300-SS	-
	4	-	AC-AU-400-A	AC-AU-400-SS	-
	5	-	AC-AU-500-A	AC-AU-500-SS	-
	6	-	AC-AU-600-A	AC-AU-600-SS	-
 <p>FLA</p>	1/2	-	-	-	-
	3/4	AC-FLA-075-B	AC-FLA-075-A	AC-FLA-075-SS	AC-FLA-075-P
	1	AC-FLA-100-B	AC-FLA-100-A	AC-FLA-100-SS	AC-FLA-100-P
	1.1/4	-	AC-FLA-125-A	AC-FLA-125-SS	-
	1.1/2	AC-FLA-150-B	AC-FLA-150-A	AC-FLA-150-SS	AC-FLA-150-P
	2	AC-FLA-200-B	AC-FLA-200-A	AC-FLA-200-SS	AC-FLA-200-P
	2.1/2	AC-FLA-250-B	AC-FLA-250-A	AC-FLA-250-SS	-
	3	AC-FLA-300-B	AC-FLA-300-A	AC-FLA-300-SS	AC-FLA-300-P
	4	AC-FLA-400-B	AC-FLA-400-A	AC-FLA-400-SS	-
	5	-	-	-	-
	6	AC-FLA-600-B	AC-FLA-600-A	AC-FLA-600-SS	-




INDUSTRIAL FITTINGS - couplings

CAMLOCK couplings

picture	size [inch]	code (brass)	code (aluminium)	code (AISI 316)	code (polypropylene)
 <p style="text-align: right;">DP</p>	1/2	AC-DP-050-B -	AC-DP-050-A -	AC-DP-050-SS AC-DP-050-SSX	- -
	3/4	AC-DP-075-B -	AC-DP-075-A AC-DP-075-AX	AC-DP-075-SS AC-DP-075-SSX	AC-DP-075-P AC-DP-075-PX
	1	AC-DP-100-B -	AC-DP-100-A AC-DP-100-AX	AC-DP-100-SS AC-DP-100-SSX	AC-DP-100-P AC-DP-100-PX
	1.1/4	AC-DP-125-B -	AC-DP-125-A AC-DP-125-AX	AC-DP-125-SS AC-DP-125-SSX	- -
	1.1/2	AC-DP-150-B -	AC-DP-150-A AC-DP-150-AX	AC-DP-150-SS AC-DP-150-SSX	AC-DP-150-P AC-DP-150-PX
	2	AC-DP-200-B -	AC-DP-200-A AC-DP-200-AX	AC-DP-200-SS AC-DP-200-SSX	AC-DP-200-P AC-DP-200-PX
	2.1/2	AC-DP-250-B -	AC-DP-250-A AC-DP-250-AX	AC-DP-250-SS AC-DP-250-SSX	- -
	3	AC-DP-300-B -	AC-DP-300-A AC-DP-300-AX	AC-DP-300-SS AC-DP-300-SSX	AC-DP-300-P AC-DP-300-PX
	4	AC-DP-400-B -	AC-DP-400-A AC-DP-400-AX	AC-DP-400-SS AC-DP-400-SSX	- AC-DP-400-PX
	5	AC-DP-500-B -	AC-DP-500-A AC-DP-500-AX	AC-DP-500-SS AC-DP-500-SSX	- -
6	AC-DP-600-B -	AC-DP-600-A AC-DP-600-AX	AC-DP-600-SS AC-DP-600-SSX	- -	
 <p style="text-align: right;">D</p>	1/2	AC-D-050-B -	AC-D-050-A -	AC-D-050-SS AC-D-050-SSX	AC-D-050-P AC-D-050-PX
	3/4	AC-D-075-B -	AC-D-075-A AC-D-075-AX	AC-D-075-SS AC-D-075-SSX	AC-D-075-P AC-D-075-PX
	1	AC-D-100-B -	AC-D-100-A AC-D-100-AX	AC-D-100-SS AC-D-100-SSX	AC-D-100-P AC-D-100-PX
	1.1/4	AC-D-125-B -	AC-D-125-A AC-D-125-AX	AC-D-125-SS AC-D-125-SSX	AC-D-125-P AC-D-125-PX
	1.1/2	AC-D-150-B -	AC-D-150-A AC-D-150-AX	AC-D-150-SS AC-D-150-SSX	AC-D-150-P AC-D-150-PX
	2	AC-D-200-B -	AC-D-200-A AC-D-200-AX	AC-D-200-SS AC-D-200-SSX	AC-D-200-P AC-D-200-PX
	2.1/2	AC-D-250-B -	AC-D-250-A AC-D-250-AX	AC-D-250-SS AC-D-250-SSX	- -
	3	AC-D-300-B -	AC-D-300-A AC-D-300-AX	AC-D-300-SS AC-D-300-SSX	AC-D-300-P AC-D-300-PX
	4	AC-D-400-B -	AC-D-400-A AC-D-400-AX	AC-D-400-SS AC-D-400-SSX	- AC-D-400-PX
	5	AC-D-500-B -	AC-D-500-A AC-D-500-AX	AC-D-500-SS AC-D-500-SSX	- -
6	AC-D-600-B -	AC-D-600-A AC-D-600-AX	AC-D-600-SS AC-D-600-SSX	- -	
 <p style="text-align: right;">DU</p>	1/2	-	AC-DU-050-A	AC-DU-050-SS	-
	3/4	-	AC-DU-075-A	AC-DU-075-SS	-
	1	-	AC-DU-100-A	AC-DU-100-SS	-
	1.1/4	-	AC-DU-125-A	AC-DU-125-SS	-
	1.1/2	-	AC-DU-150-A	AC-DU-150-SS	-
	2	-	AC-DU-200-A	AC-DU-200-SS	-
	2.1/2	-	AC-DU-250-A	AC-DU-250-SS	-
	3	-	AC-DU-300-A	AC-DU-300-SS	-
	4	-	AC-DU-400-A	AC-DU-400-SS	-
	5	-	AC-DU-500-A	AC-DU-500-SS	-
6	-	AC-DU-600-A	AC-DU-600-SS	-	

INDUSTRIAL FITTINGS - couplings

CAMLOCK couplings

picture	size [inch]	code (brass)	code (aluminium)	code (AISI 316)	code (polypropylene)
	1/2	AC-B-050-B -	AC-B-050-A -	AC-B-050-SS AC-B-050-SSX	AC-B-050-P AC-B-050-PX
	3/4	AC-B-075-B -	AC-B-075-A AC-B-075-AX	AC-B-075-SS AC-B-075-SSX	AC-B-075-P AC-B-075-PX
	1	AC-B-100-B -	AC-B-100-A AC-B-100-AX	AC-B-100-SS AC-B-100-SSX	AC-B-100-P AC-B-100-PX
	1.1/4	AC-B-125-B -	AC-B-125-A AC-B-125-AX	AC-B-125-SS AC-B-125-SSX	AC-B-125-P AC-B-125-PX
	1.1/2	AC-B-150-B -	AC-B-150-A AC-B-150-AX	AC-B-150-SS AC-B-150-SSX	AC-B-150-P AC-B-150-PX
	2	AC-B-200-B -	AC-B-200-A AC-B-200-AX	AC-B-200-SS AC-B-200-SSX	AC-B-200-P AC-B-200-PX
	2.1/2	AC-B-250-B -	AC-B-250-A AC-B-250-AX	AC-B-250-SS AC-B-250-SSX	- -
	3	AC-B-300-B -	AC-B-300-A AC-B-300-AX	AC-B-300-SS AC-B-300-SSX	AC-B-300-P AC-B-300-PX
	4	AC-B-400-B -	AC-B-400-A AC-B-400-AX	AC-B-400-SS AC-B-400-SSX	- AC-B-400-PX
	5	AC-B-500-B -	AC-B-500-A AC-B-500-AX	AC-B-500-SS AC-B-500-SSX	- -
	6	AC-B-600-B -	AC-B-600-A AC-B-600-AX	AC-B-600-SS AC-B-600-SSX	- -
	1/2	AC-C-050-B -	AC-C-050-A -	AC-C-050-SS AC-C-050-SSX	AC-C-050-P AC-C-050-PX
	3/4	AC-C-075-B -	AC-C-075-A AC-C-075-AX	AC-C-075-SS AC-C-075-SSX	AC-C-075-P AC-C-075-PX
	1	AC-C-100-B -	AC-C-100-A AC-C-100-AX	AC-C-100-SS AC-C-100-SSX	AC-C-100-P AC-C-100-PX
	1.1/4	AC-C-125-B -	AC-C-125-A AC-C-125-AX	AC-C-125-SS AC-C-125-SSX	AC-C-125-P AC-C-125-PX
	1.1/2	AC-C-150-B -	AC-C-150-A AC-C-150-AX	AC-C-150-SS AC-C-150-SSX	AC-C-150-P AC-C-150-PX
	2	AC-C-200-B -	AC-C-200-A AC-C-200-AX	AC-C-200-SS AC-C-200-SSX	AC-C-200-P AC-C-200-PX
	2.1/2	AC-C-250-B -	AC-C-250-A AC-C-250-AX	AC-C-250-SS AC-C-250-SSX	- -
	3	AC-C-300-B -	AC-C-300-A AC-C-300-AX	AC-C-300-SS AC-C-300-SSX	AC-C-300-P AC-C-300-PX
	4	AC-C-400-B -	AC-C-400-A AC-C-400-AX	AC-C-400-SS AC-C-400-SSX	- AC-C-400-PX
	5	AC-C-500-B -	AC-C-500-A AC-C-500-AX	AC-C-500-SS AC-C-500-SSX	- -
	6	AC-C-600-B -	AC-C-600-A AC-C-600-AX	AC-C-600-SS AC-C-600-SSX	- -
	1/2	- -	- -	- -	- -
	3/4	- -	- -	AC-CRS-075-SS -	- -
	1	- -	- -	AC-CRS-100-SS AC-CRS-100-SSX	- -
	1.1/4	- -	- -	AC-CRS-125-SS -	- -
	1.1/2	- -	- -	AC-CRS-150-SS AC-CRS-150-SSX	- -
	2	- -	- -	AC-CRS-200-SS AC-CRS-200-SSX	- -
	2.1/2	- -	- -	- -	- -
	3	- -	- -	AC-CRS-300-SS AC-CRS-300-SSX	- -
	4	- -	- -	- AC-CRS-400-SSX	- -
	5	- -	- -	- -	- -
	6	- -	- -	- -	- -

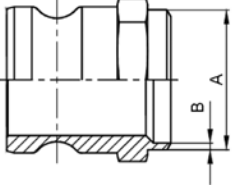
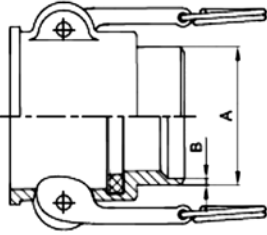
INDUSTRIAL FITTINGS - couplings

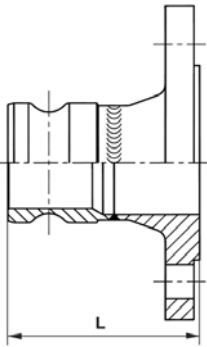
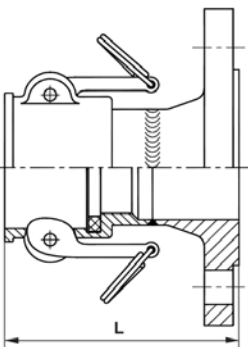
CAMLOCK couplings

picture	size [inch]	code (brass)	code (aluminium)	code (AISI 316)	code (polypropylene)
 <p>FLB</p>	1/2	-	-	-	-
	3/4	AC-FLB-075-B	AC-FLB-075-A	AC-FLB-075-SS	AC-FLB-075-P
	1	AC-FLB-100-B	AC-FLB-100-A	AC-FLB-100-SS	AC-FLB-100-P -
	1.1/4	-	AC-FLB-125-A	AC-FLB-125-SS	-
	1.1/2	AC-FLB-150-B	AC-FLB-150-A	AC-FLB-150-SS	AC-FLB-150-P
	2	AC-FLB-200-B	AC-FLB-200-A	AC-FLB-200-SS	AC-FLB-200-P
	2.1/2	AC-FLB-250-B	AC-FLB-250-A	AC-FLB-250-SS	-
	3	AC-FLB-300-B	AC-FLB-300-A	AC-FLB-300-SS	AC-FLB-300-P
	4	AC-FLB-400-B	AC-FLB-400-A	AC-FLB-400-SS	-
	5	-	-	-	-
 <p>DC</p>	1/2	AC-DC-050-B -	AC-DC-050-A -	AC-DC-050-SS AC-DC-050-SSX	- -
	3/4	AC-DC-075-B -	AC-DC-075-A AC-DC-075-AX	AC-DC-075-SS AC-DC-075-SSX	AC-DC-075-P AC-DC-075-PX
	1	AC-DC-100-B -	AC-DC-100-A AC-DC-100-AX	AC-DC-100-SS AC-DC-100-SSX	AC-DC-100-P AC-DC-100-PX
	1.1/4	AC-DC-125-B -	AC-DC-125-A AC-DC-125-AX	AC-DC-125-SS AC-DC-125-SSX	- -
	1.1/2	AC-DC-150-B -	AC-DC-150-A AC-DC-150-AX	AC-DC-150-SS AC-DC-150-SSX	AC-DC-150-P AC-DC-150-PX
	2	AC-DC-200-B -	AC-DC-200-A AC-DC-200-AX	AC-DC-200-SS AC-DC-200-SSX	AC-DC-200-P AC-DC-200-PX
	2.1/2	AC-DC-250- -	AC-DC-250-A AC-DC-250-AX	AC-DC-250-SS AC-DC-250-SSX	- -
	3	AC-DC-300-B -	AC-DC-300-A AC-DC-300-AX	AC-DC-300-SS AC-DC-300-SSX	AC-DC-300-P AC-DC-300-PX
	4	AC-DC-400-B -	AC-DC-400-A AC-DC-400-AX	AC-DC-400-SS AC-DC-400-SSX	- AC-DC-400-PX
	5	AC-DC-500-B -	AC-DC-500-A AC-DC-500-AX	AC-DC-500-SS AC-DC-500-SSX	- -
	6	AC-DC-600-B -	AC-DC-600-A AC-DC-600-AX	AC-DC-600-SS AC-DC-600-SSX	- -

INDUSTRIAL FITTINGS - couplings

CAMLOCK couplings






picture	size [inch]	code	A diameter [mm]	B thickness [mm]
 <p>FW</p>	1/2	AC-FW-050-SS	21.3	2.0
	3/4	AC-FW-075-SS	26.7	2.3
	1	AC-FW-100-SS	33.4	2.6
	1.1/4	AC-FW-125-SS	42.2	2.6
	1.1/2	AC-FW-150-SS	48.3	2.6
	2	AC-FW-200-SS	60.3	2.9
	2.1/2	AC-FW-250-SS	76.0	2.9
	3	AC-FW-300-SS	88.9	3.2
 <p>BW</p>	1/2	AC-BW-050-SS	21.3	2.3
	3/4	AC-BW-075-SS	26.9	2.3
	1	AC-BW-100-SS	33.4	2.6
	1.1/4	AC-BW-125-SS	42.4	2.6
	1.1/2	AC-BW-150-SS	48.3	2.9
	2	AC-BW-200-SS	60.3	2.9
	2.1/2	AC-BW-250-SS	76.1	2.9
	3	AC-BW-300-SS	88.9	3.2
4	AC-BW-400-SS	114.3	3.6	

picture	size [inch]	code* (AISI 316)	code		L [mm]
			CAMLOCK	flange PN16	
 <p>FLA-T</p>	1/2	AC-FLA-050-SS-T	AC-FW-050-SS	TK-KSS-015-SS316	91.6
	3/4	AC-FLA-075-SS-T	AC-FW-075-SS	TK-KSS-020-SS316	95.9
	1	AC-FLA-100-SS-T	AC-FW-100-SS	TK-KSS-025-SS316	108.6
	1.1/4	AC-FLA-125-SS-T	AC-FW-125-SS	TK-KSS-032-SS316	118.4
	1.1/2	AC-FLA-150-SS-T	AC-FW-150-SS	TK-KSS-040-SS316	123.9
	2	AC-FLA-200-SS-T	AC-FW-200-SS	TK-KSS-050-SS316	129.9
	2.1/2	AC-FLA-250-SS-T	AC-FW-250-SS	TK-KSS-065-SS316	136.5
	3	AC-FLA-300-SS-T	AC-FW-300-SS	TK-KSS-080-SS316	146.3
 <p>FLB-T</p>	1/2	AC-FLB-050-SS-T	AC-BW-050-SS	TK-KSS-015-SS316	85.4
	3/4	AC-FLB-075-SS-T	AC-BW-075-SS	TK-KSS-020-SS316	91.6
	1	AC-FLB-100-SS-T	AC-BW-100-SS	TK-KSS-025-SS316	102
	1.1/4	AC-FLB-125-SS-T	AC-BW-125-SS	TK-KSS-032-SS316	108
	1.1/2	AC-FLB-150-SS-T	AC-BW-150-SS	TK-KSS-040-SS316	112.8
	2	AC-FLB-200-SS-T	AC-BW-200-SS	TK-KSS-050-SS316	122.5
	2.1/2	AC-FLB-250-SS-T	AC-BW-250-SS	TK-KSS-065-SS316	125.4
	3	AC-FLB-300-SS-T	AC-BW-300-SS	TK-KSS-080-SS316	134.2
4	AC-FLB-400-SS-T	AC-BW-400-SS	TK-KSS-100-SS316	136.8	

* - butt weld, with a joint quality level „B” according to EN ISO 5817.
Available with swivel flanges and in compliance with ANSI B16.5 standard as well.




INDUSTRIAL FITTINGS - couplings


CAMLOCK couplings

picture	code	description	material
	AC-D-150-A-100-AX	1.1/2" coupler D type x 1" adapter A type	aluminium
	AC-D-150-A-200-AX	1.1/2" coupler D type x 2" adapter A type	aluminium
	AC-D-200-A-150-AX	2" coupler D type x 1.1/2" adapter A type	aluminium
	AC-D-200-A-300-AX	2" coupler D type x 3" adapter A type	aluminium
	AC-D-200-A-400-AX	2" coupler D type x 4" adapter A type	aluminium
	AC-D-300-A-150-AX	3" coupler D type x 1.1/2" adapter A type	aluminium
	AC-D-300-A-200-AX	3" coupler D type x 2" adapter A type	aluminium
	AC-D-300-A-250-AX	3" coupler D type x 2.1/2" adapter A type	aluminium
	AC-D-300-A-400-AX	3" coupler D type x 4" adapter A type	aluminium
	AC-D-400-A-200-AX	4" coupler D type x 2" adapter A type	aluminium
	AC-D-400-A-300-AX	4" coupler D type x 3" adapter A type	aluminium
AC-D-400-A-600-AX	4" coupler D type x 6" adapter A type	aluminium	
AC-D-600-A-400-AX	6" coupler D type x 4" adapter A type	aluminium	
	AC-E-300-200-AX	3" adapter E type with 2" hose tail	aluminium
	AC-E-400-300-AX	4" adapter E type with 3" hose tail	aluminium
	AC-B-150-100-AX	1.1/2" coupler B type with 1" male thread	aluminium
	AC-B-200-150-AX	2" coupler B type with 1.1/2" male thread	aluminium
	AC-B-300-200-AX	3" coupler B type with 2" male thread	aluminium
	AC-B-300-400-AX	3" coupler B type with 4" male thread	aluminium
	AC-B-400-300-AX	4" coupler B type with 3" male thread	aluminium
	AC-C-300-200-AX	3" coupler C type with 2" hose tail	aluminium
	AC-C-300-400-AX	3" coupler C type with 4" hose tail	aluminium
	AC-C-400-300-AX	4" coupler C type with 3" hose tail	aluminium
	AC-DD-150/150-AX	1.1/2" x 1.1/2" dual coupler D type	aluminium
	AC-DD-200/200-AX	2" x 2" dual coupler D type	aluminium
	AC-DD-300/300-AX	3" x 3" dual coupler D type	aluminium
	AC-DD-400/400-AX	4" x 4" dual coupler D type	aluminium

INDUSTRIAL FITTINGS - couplings


CAMLOCK couplings


picture	code	description	material
	AC-A-200-300-AX	2" adapter A type with 3" female thread	aluminium
	AC-A-300-200-AX	3" adapter A type with 2" female thread	aluminium
	AC-A-300-400-AX	3" adapter A type with 4" female thread	aluminium
	AC-A-400-300-AX	4" adapter A type with 3" female thread	aluminium
	AC-A-400-600-AX	4" adapter A type with 6" female thread	aluminium
	AC-A-600-400-AX	6" adapter A type with 4" female thread	aluminium
	AC-AA-100-100-AX	dual adapter A type 1" x 1"	aluminium
	AC-AA-125-125-AX	dual adapter A type 1.1/4" x 1.1/4"	aluminium
	AC-AA-150-150-AX	dual adapter A type 1.1/2" x 1.1/2"	aluminium
	AC-AA-150-200-AX	dual adapter A type 1.1/2" x 2"	aluminium
	AC-AA-200-200-AX	dual adapter A type 2" x 2"	aluminium
	AC-AA-200-250-AX	dual adapter A type 2" x 2.1/2"	aluminium
	AC-AA-200-300-AX	dual adapter A type 2" x 3"	aluminium
	AC-AA-300-300-AX	dual adapter A type 3" x 3"	aluminium
	AC-AA-300-400-AX	dual adapter A type 3" x 4"	aluminium
	AC-AA-400-400-AX	dual adapter A type 4" x 4"	aluminium
	AC-AA-400-600-AX	dual adapter A type 4" x 6"	aluminium
	AC-AA-600-600-AX	dual adapter A type 6" x 6"	aluminium
	AC-F-300-150-AX	3" adapter F type with 1.1/2" male thread	aluminium
	AC-F-300-200-AX	3" adapter F type with 2" male thread	aluminium
	AC-F-300-400-AX	3" adapter F type with 4" male thread	aluminium


picture	size [inch]	NBR	EPDM	Viton	silicone	neoprene	food quality neoprene
		PTFE NBR	PTFE Viton	FEP	polyurethane for AU & DU	PTFE for AU & DU	
	1/2	AC-G-050-B	AC-G-050-E	AC-G-050-V	AC-G-050-S	AC-G-050-N	-
	3/4	AC-G-075-B	AC-G-075-E	AC-G-075-V	AC-G-075-S	AC-G-075-N	AC-G-075-NF
	1	AC-G-100-B	AC-G-100-E	AC-G-100-V	-	AC-G-100-N	AC-G-100-NF
	1.1/4	AC-G-125-B	AC-G-125-E	AC-G-125-V	-	AC-G-125-N	AC-G-125-NF
	1.1/2	AC-G-150-B	AC-G-150-E	AC-G-150-V	-	AC-G-150-N	AC-G-150-NF
	2	AC-G-200-B	AC-G-200-E	AC-G-200-V	-	AC-G-200-N	AC-G-200-NF
	2.1/2	AC-G-250-B	AC-G-250-E	AC-G-250-V	-	AC-G-250-N	-
	3	AC-G-300-B	AC-G-300-E	AC-G-300-V	-	AC-G-300-N	AC-G-300-NF
	4	AC-G-400-B	AC-G-400-E	AC-G-400-V	-	AC-G-400-N	-
	5	AC-G-500-B	AC-G-500-E	AC-G-500-V	-	AC-G-500-N	-
	6	AC-G-600-B	AC-G-600-E	AC-G-600-V	-	AC-G-600-N	-
	1/2	AC-G-050-T	-	-	AC-GU-050-P	AC-GU-050-T	
	3/4	AC-G-075-T	-	AC-G-075-TS	AC-GU-075-P	AC-GU-075-T	
	1	AC-G-100-T	AC-G-100-TV	AC-G-100-TS	AC-GU-100-P	AC-GU-100-T	
	1.1/4	AC-G-125-T	AC-G-125-TV	AC-G-125-TS	AC-GU-125-P	AC-GU-125-T	
	1.1/2	AC-G-150-T	AC-G-150-TV	AC-G-150-TS	AC-GU-150-P	AC-GU-150-T	
	2	AC-G-200-T	AC-G-200-TV	AC-G-200-TS	AC-GU-200-P	AC-GU-200-T	
	2.1/2	AC-G-250-T	-	-	AC-GU-250-P	AC-GU-250-T	
	3	AC-G-300-T	AC-G-300-TV	AC-G-300-TS	AC-GU-300-P	AC-GU-300-T	
4	AC-G-400-T	-	AC-G-400-TS	AC-GU-400-P	AC-GU-400-T		
5	AC-G-500-T	-	-	-	-		
6	G-600-T	-	-	-	-		

INDUSTRIAL FITTINGS - couplings

CAMLOCK couplings

picture	size [inch]	1 type	2 type	3 type	4 type
Special handles 	1	-	AC-HLL-100-SS	AC-H-100-N	-
	1.1/4 - 2.1/2	AC-HL-200-BR	AC-HLL-200-SS	AC-H-200-N	AC-HAR-200-SS
	3 - 5	AC-HL-300-BR	-	AC-H-300-N	AC-HAR-300-SS

picture	length [mm]	brass	AISI 316
Chains for caps and plugs 	200	-	AC-CH-800-SS
	300	AC-CH-1200-BR	AC-CH-1200-SS

picture	size [inch]	handle brass	handle AISI 316	pin	ring
Handles, pins, rings 	1/2 ÷ 3/4	AC-HR-050-BR	AC-HR-050-SS	AC-P-050	AC-R-050
	1	AC-HR-100-BR	AC-HR-100-SS	AC-P-100	
	1.1/4 ÷ 2.1/2	AC-HR-200-BR	AC-HR-200-SS	AC-P-200	AC-R-200
	3 - 5	AC-HR-300-BR	AC-HR-300-SS	AC-P-300	
	6	AC-HR-600-BR	AC-HR-600-SS	AC-P-600	





INDUSTRIAL FITTINGS - couplings

CAMLOCK couplings

SAFETY BUMP

SAFETY BUMP plug and cap system is a substitute for the traditional CAMLOCK plugs and cups. An ergonomic, special design handle facilitates hose handling.


SAFETY BUMPS are made of composite material reinforced with fibre glass. An antistatic version (black) is widely used in the chemical and petrochemical industry and a food-grade version (white) in the food industry. The latter is compliant with FDA and CFR 177.1520.

Chemical and petrochemical industry			Food industry		
picture	code	size [inch]	picture	code	size [inch]
	AC-SB-M-200-BK	2		AC-SB-M-200-W	2
	AC-SB-M-300-BK	3		AC-SB-M-300-W	3
	AC-SB-M-400-BK	4		AC-SB-M-400-W	4
	AC-SB-F-200-BK	2		AC-SB-F-200-W	2
	AC-SB-F-300-BK	3		AC-SB-F-300-W	3
	AC-SB-F-400-BK	4		AC-SB-F-400-W	4

SAFETY LOCK

SAFETY LOCK system prevents uncontrolled disconnection of CAMLOCK couplings when a hose assembly is lifted, carried, or during loading or unloading operations due to medium pulsation. When SAFETY LOCK system is used, working safety is significantly increased and losses reduced down to the minimum.

Very easy to install and dismantle. It perfectly complements SAFETY BUMP system.

picture	code	size [inch]
	AC-SBL-200	2
	AC-SBL-300	3
	AC-SBL-400	4